

HINDU COLLEGE :: GUNTUR

(NAAC A Grade Accreditation)

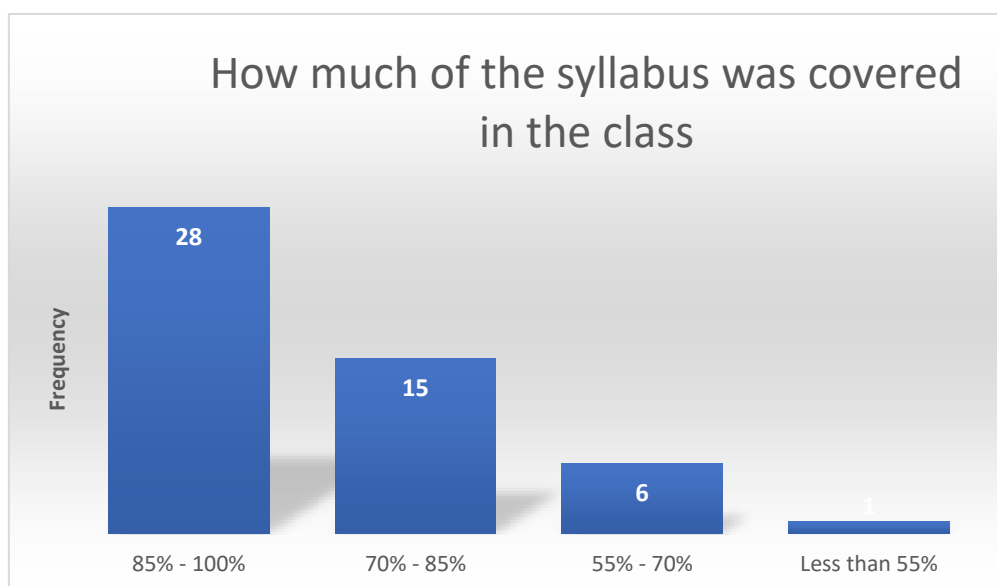
Feedback Analysis 2019 - 20

Student Satisfaction Survey (SSS)

1. How much of the syllabus was covered in the class?

		Frequency	Percent	Valid Percent	Cumulative Percent
Valid	85% - 100%	28	56	56	56
	70% - 85%	15	30	30	86
	55% - 70%	6	12	12	98
	Less than 55%	1	2	2	100
	Total	50	100	100	

How much of the syllabus was covered in the class?



HINDU COLLEGE :: GUNTUR

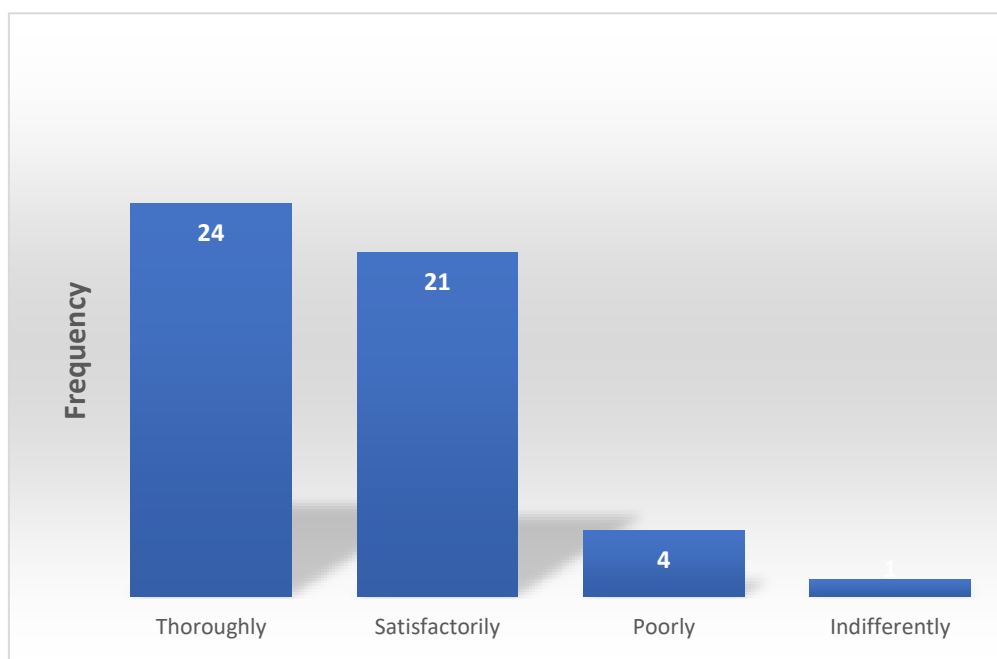
(NAAC A Grade Accreditation)

Feedback Analysis 2019 - 20

Student Satisfaction Survey (SSS)

2. How well did the teachers prepare for the classes?

		Frequency	Percent	Valid Percent	Cumulative Percent
Valid	Thoroughly	24	48	48	48
	Satisfactorily	21	42	42	90
	Poorly	4	8	8	98
	Indifferently	1	2	2	100
	Total	50	100	100	



HINDU COLLEGE :: GUNTUR

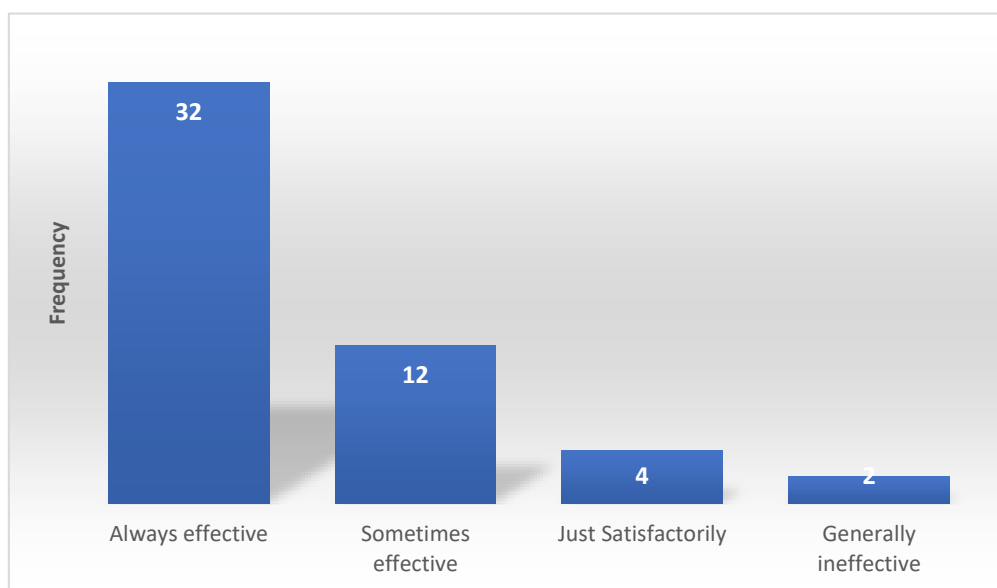
(NAAC A Grade Accreditation)

Feedback Analysis 2019 - 20

Student Satisfaction Survey (SSS)

3. How well were the teachers able to communicate?

		Frequency	Percent	Valid Percent	Cumulative Percent
Valid	Always effective	32	64	64	64
	Sometimes effective	12	24	24	88
	Just Satisfactorily	4	8	8	96
	Generally ineffective	2	4	4	100
	Total	50	100	100	



HINDU COLLEGE :: GUNTUR

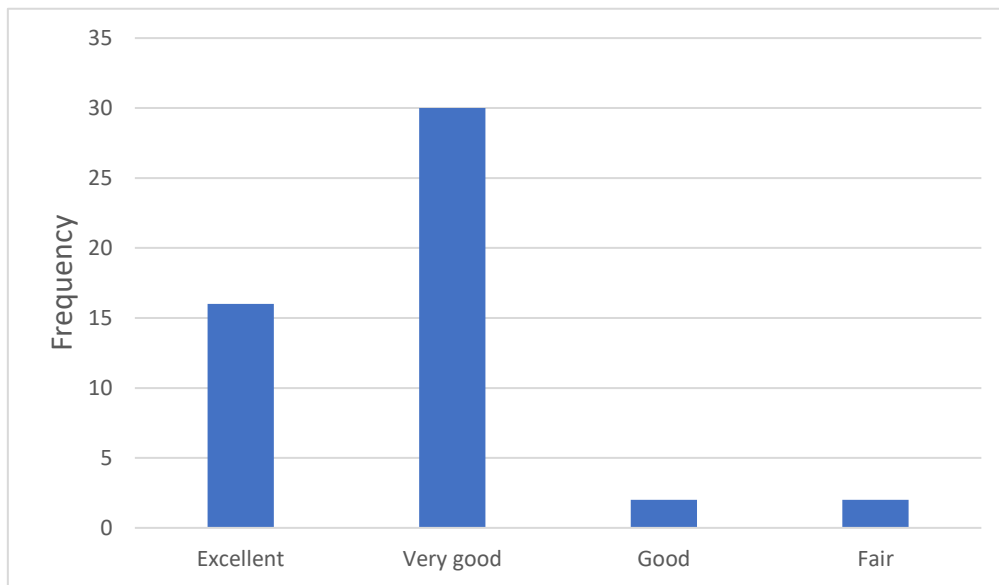
(NAAC A Grade Accreditation)

Feedback Analysis 2019 - 20

Student Satisfaction Survey (SSS)

4. The teacher's approach to teaching can best be described as

		Frequency	Percent	Valid Percent	Cumulative Percent
Valid	Excellent	16	32	32	32
	Very good	30	60	60	92
	Good	2	4	4	96
	Fair	2	4	4	100
	Total	50	100	100	



HINDU COLLEGE :: GUNTUR

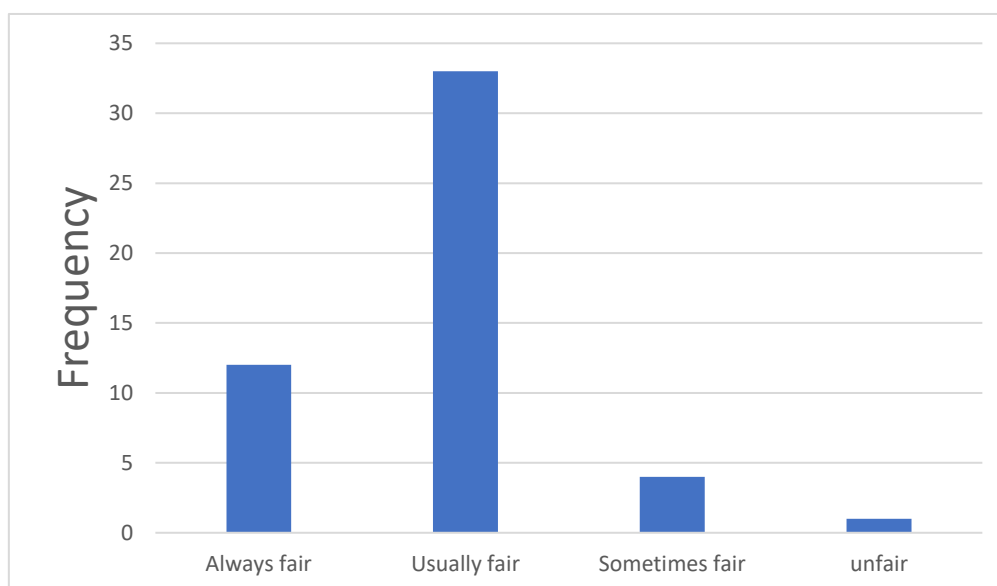
(NAAC A Grade Accreditation)

Feedback Analysis 2019 - 20

Student Satisfaction Survey (SSS)

5. Fairness of the internal evaluation process by the teachers.

		Frequency	Percent	Valid Percent	Cumulative Percent
Valid	Always fair	12	24	24	24
	Usually fair	33	66	66	90
	Sometimes fair	4	8	8	98
	unfair	1	2	2	100
	Total	50	100	100	



HINDU COLLEGE :: GUNTUR

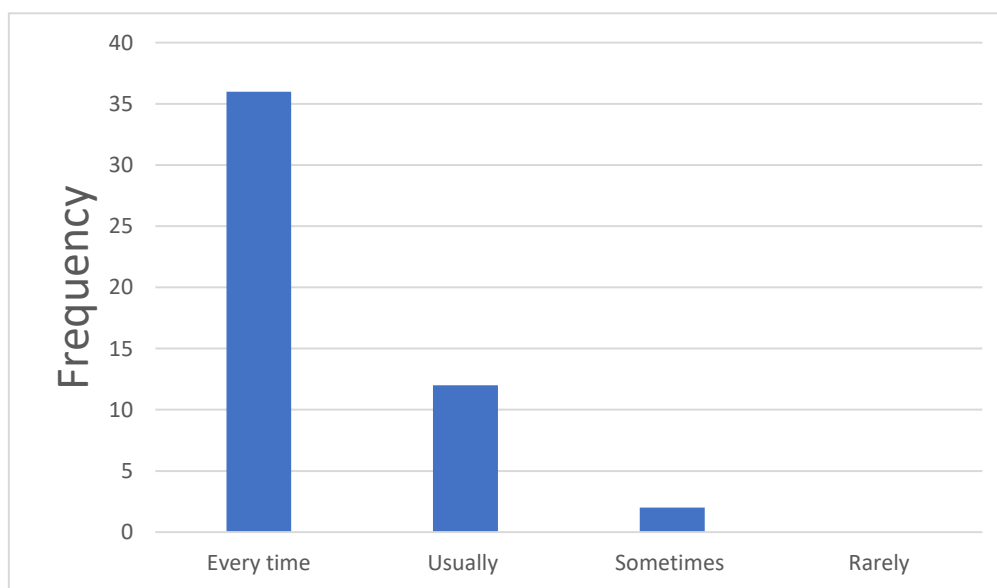
(NAAC A Grade Accreditation)

Feedback Analysis 2019 - 20

Student Satisfaction Survey (SSS)

6. Was your performance in assignments discussed with you?

		Frequency	Percent	Valid Percent	Cumulative Percent
Valid	Every time	36	72	72	72
	Usually	12	24	24	96
	Sometimes	2	4	4	100
	Rarely	0	0	0	100
	Total	50	100	100	



HINDU COLLEGE :: GUNTUR

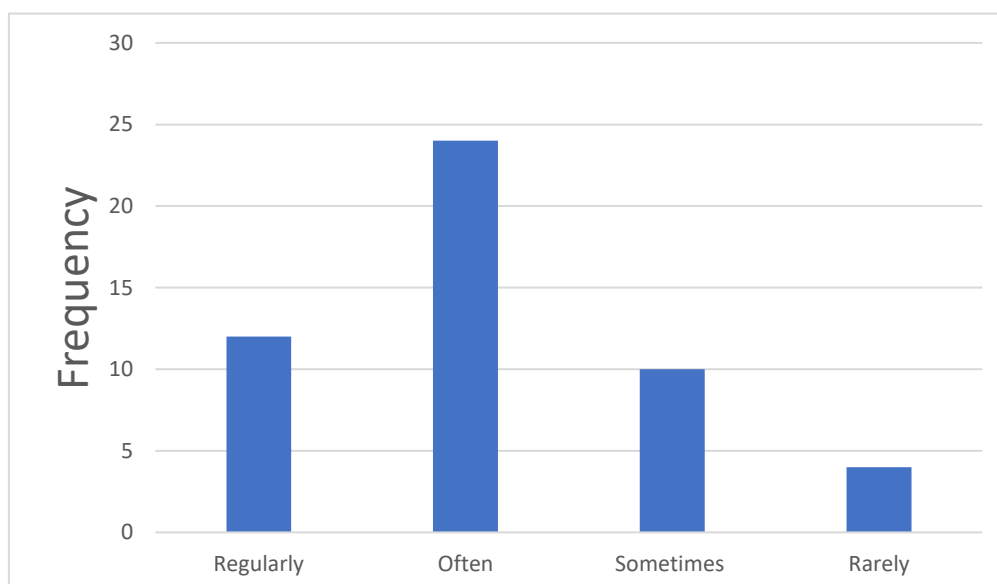
(NAAC A Grade Accreditation)

Feedback Analysis 2019 - 20

Student Satisfaction Survey (SSS)

7. The institute takes active interest in promoting internship, student exchange, field visit opportunities for students.

		Frequency	Percent	Valid Percent	Cumulative Percent
Valid	Regularly	12	24	24	24
	Often	24	48	48	72
	Sometimes	10	20	20	92
	Rarely	4	8	8	100
	Total	50	100	100	



HINDU COLLEGE :: GUNTUR

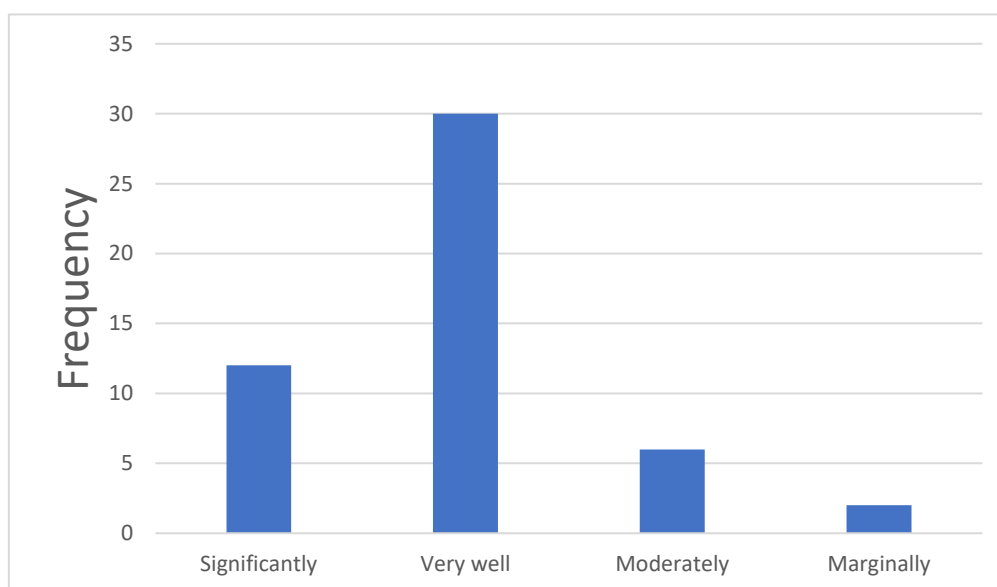
(NAAC A Grade Accreditation)

Feedback Analysis 2019 - 20

Student Satisfaction Survey (SSS)

8. The teaching and mentoring process in your institution facilitates you in cognitive, social and emotional growth.

		Frequency	Percent	Valid Percent	Cumulative Percent
Valid	Significantly	12	24	24	24
	Very well	30	60	60	84
	Moderately	6	12	12	96
	Marginally	2	4	4	100
	Total	50	100	100	



HINDU COLLEGE :: GUNTUR

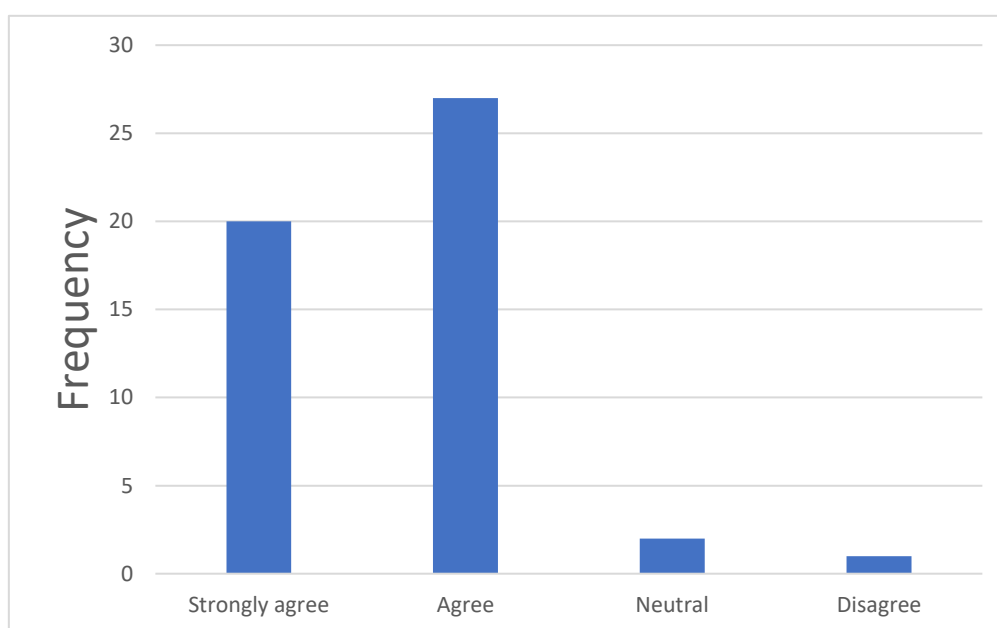
(NAAC A Grade Accreditation)

Feedback Analysis 2019 - 20

Student Satisfaction Survey (SSS)

9. The institution provides multiple opportunities to learn and grow.

		Frequency	Percent	Valid Percent	Cumulative Percent
Valid	Strongly agree	20	40	40	40
	Agree	27	54	54	94
	Neutral	2	4	4	98
	Disagree	1	2	2	100
	Total	50	100	100	



HINDU COLLEGE :: GUNTUR

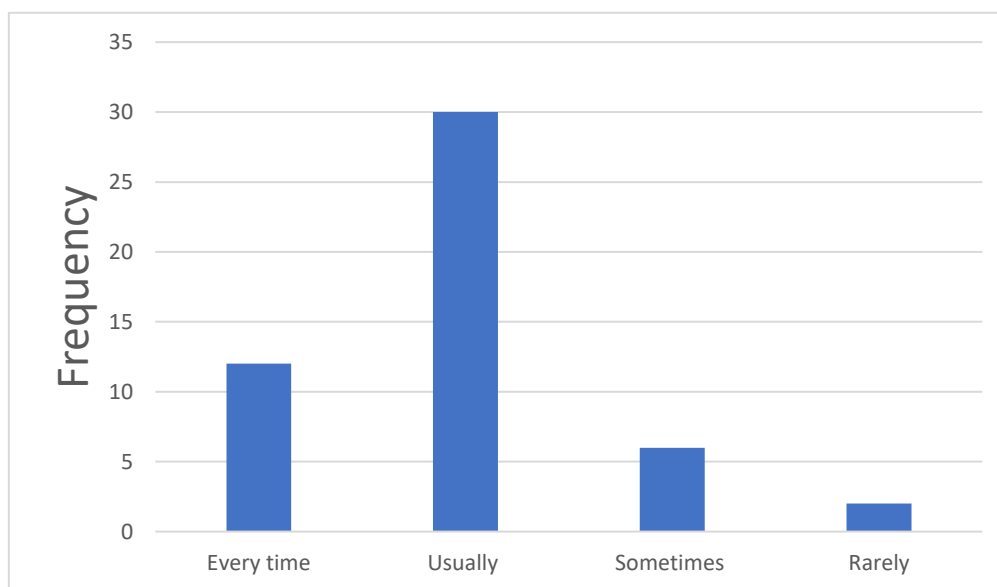
(NAAC A Grade Accreditation)

Feedback Analysis 2019 - 20

Student Satisfaction Survey (SSS)

10. Teachers inform you about your expected competencies, course outcomes and programme outcomes.

		Frequency	Percent	Valid Percent	Cumulative Percent
Valid	Every time	12	24	24	24
	Usually	30	60	60	84
	Sometimes	6	12	12	96
	Rarely	2	4	4	100
	Total	50	100	100	



HINDU COLLEGE :: GUNTUR

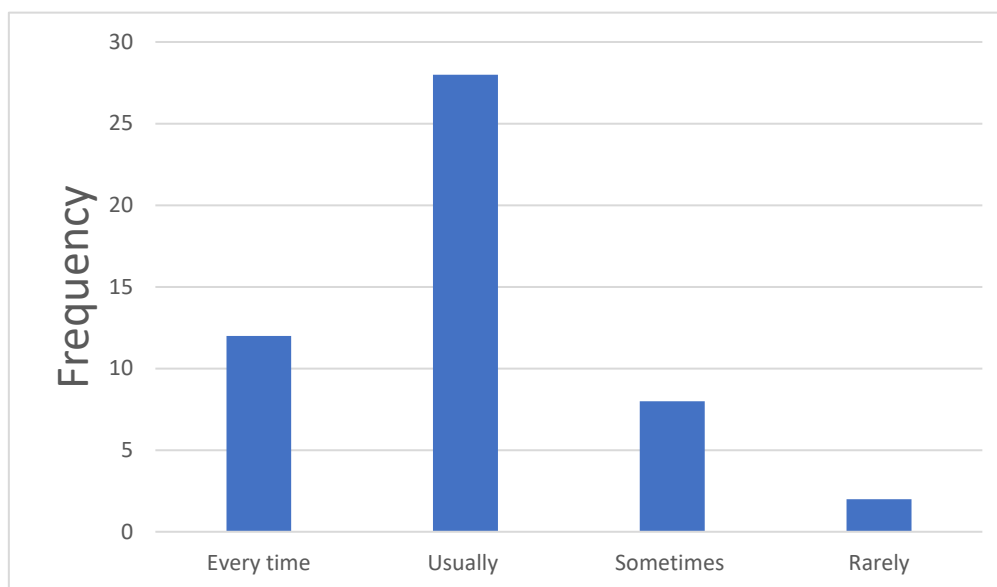
(NAAC A Grade Accreditation)

Feedback Analysis 2019 - 20

Student Satisfaction Survey (SSS)

11. Your mentor does a necessary follow-up with an assigned task to you.

		Frequency	Percent	Valid Percent	Cumulative Percent
Valid	Every time	12	24	24	24
	Usually	28	56	56	80
	Sometimes	8	16	16	96
	Rarely	2	4	4	100
	Total	50	100	100	



HINDU COLLEGE :: GUNTUR

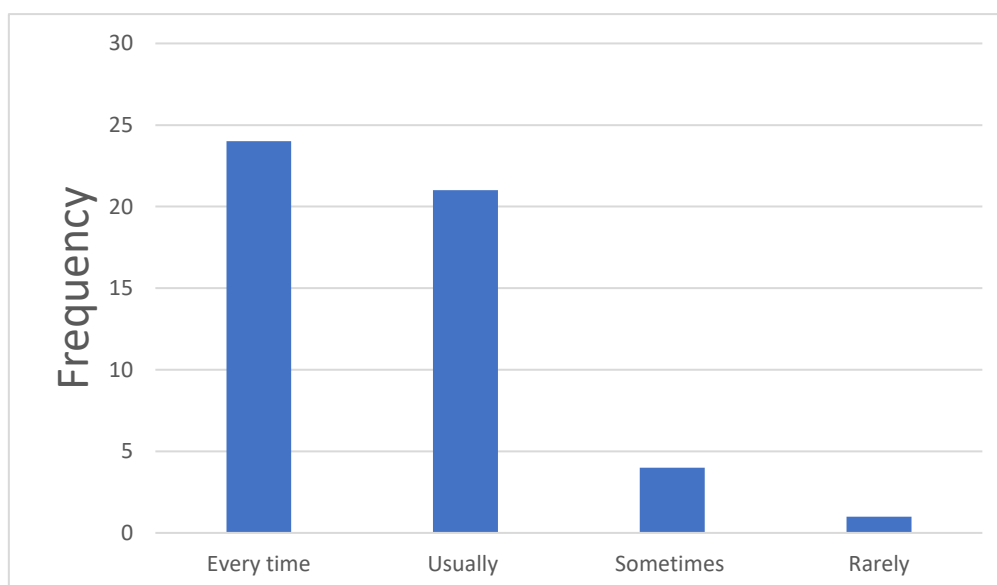
(NAAC A Grade Accreditation)

Feedback Analysis 2019 - 20

Student Satisfaction Survey (SSS)

12. The teachers illustrate the concepts through examples and applications.

		Frequency	Percent	Valid Percent	Cumulative Percent
Valid	Every time	24	48	48	48
	Usually	21	42	42	90
	Sometimes	4	8	8	98
	Rarely	1	2	2	100
	Total	50	100	100	



HINDU COLLEGE :: GUNTUR

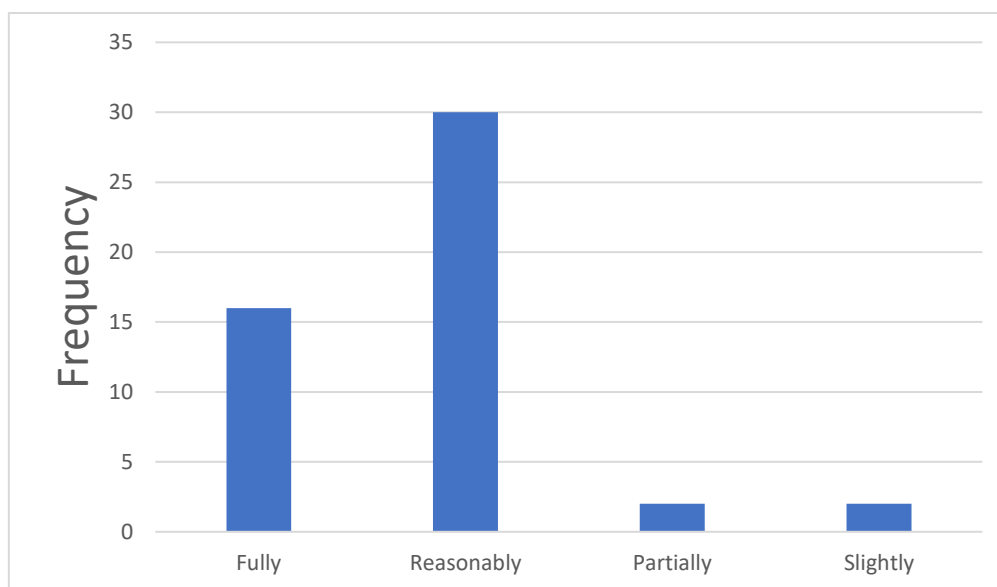
(NAAC A Grade Accreditation)

Feedback Analysis 2019 - 20

Student Satisfaction Survey (SSS)

13. The teachers identify your strengths and encourage you with providing right level of challenges.

		Frequency	Percent	Valid Percent	Cumulative Percent
Valid	Fully	16	32	32	32
	Reasonably	30	60	60	92
	Partially	2	4	4	96
	Slightly	2	4	4	100
	Total	50	100	100	



HINDU COLLEGE :: GUNTUR

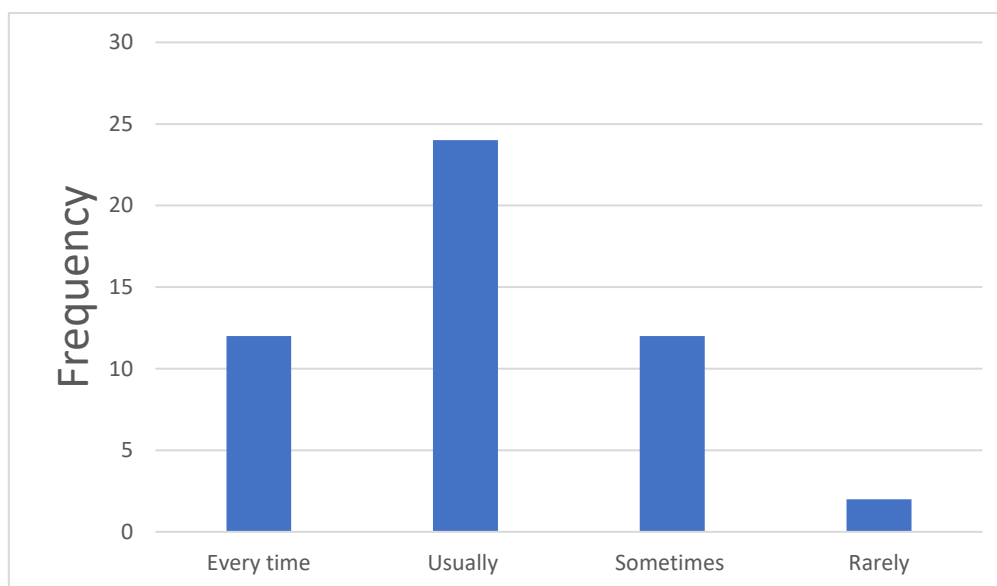
(NAAC A Grade Accreditation)

Feedback Analysis 2019 - 20

Student Satisfaction Survey (SSS)

14. Teachers are able to identify your weaknesses and help you to overcome them.

		Frequency	Percent	Valid Percent	Cumulative Percent
Valid	Every time	12	24	24	24
	Usually	24	48	48	72
	Sometimes	12	24	24	96
	Rarely	2	4	4	100
	Total	50	100	100	



HINDU COLLEGE :: GUNTUR

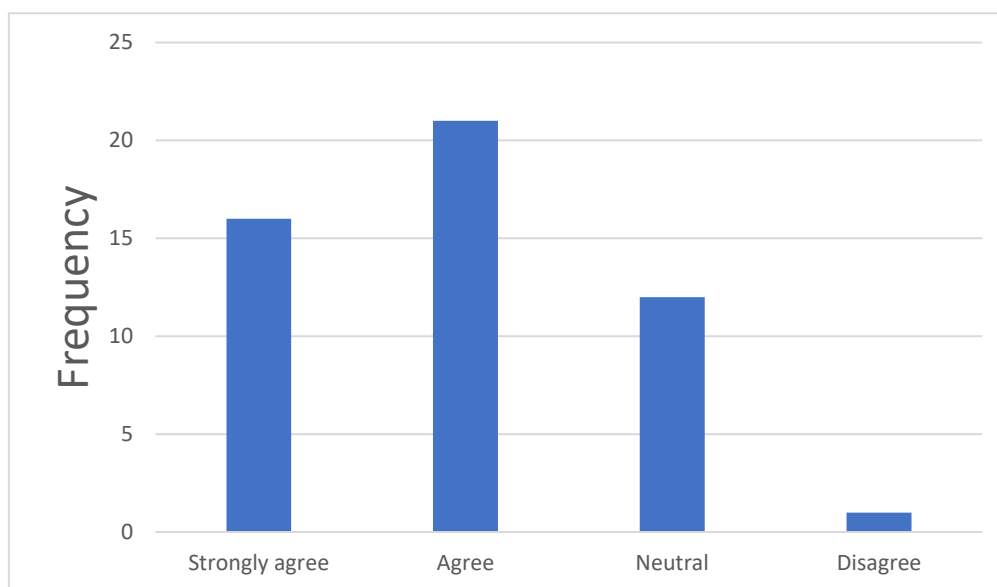
(NAAC A Grade Accreditation)

Feedback Analysis 2019 - 20

Student Satisfaction Survey (SSS)

15. The institution makes effort to engage students in the monitoring, review and continuous quality improvement of the teaching learning process.

		Frequency	Percent	Valid Percent	Cumulative Percent
Valid	Strongly agree	16	32	32	32
	Agree	21	42	42	74
	Neutral	12	24	24	98
	Disagree	1	2	2	100
	Total	50	100	100	



HINDU COLLEGE :: GUNTUR

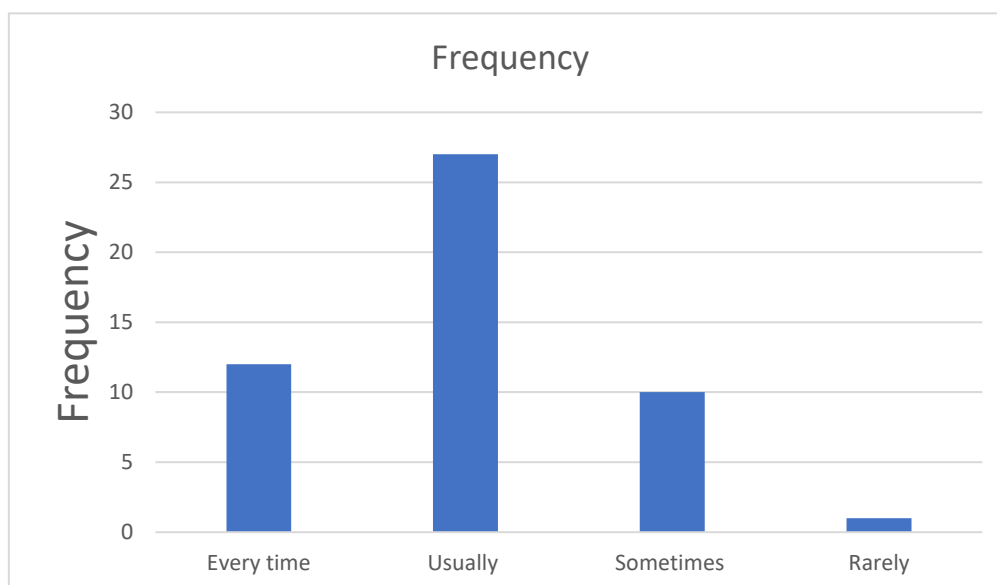
(NAAC A Grade Accreditation)

Feedback Analysis 2019 - 20

Student Satisfaction Survey (SSS)

16. The institute/ teachers use student centric methods, such as experiential learning, participative learning and problem solving methodologies for enhancing learning experiences.

		Frequency	Percent	Valid Percent	Cumulative Percent
Valid	Every time	12	24	24	24
	Usually	27	54	54	78
	Sometimes	10	20	20	98
	Rarely	1	2	2	100
	Total	50	100	100	



HINDU COLLEGE :: GUNTUR

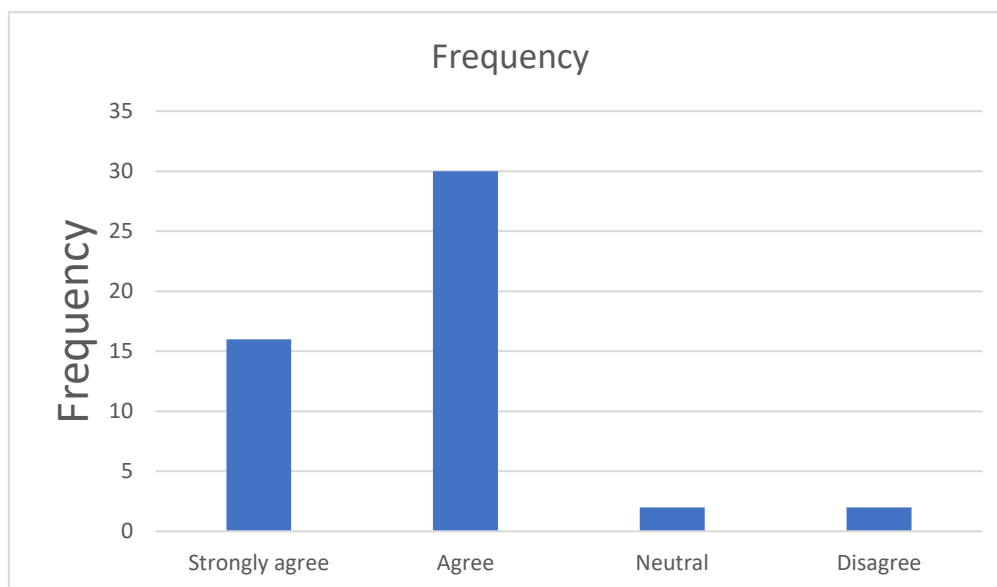
(NAAC A Grade Accreditation)

Feedback Analysis 2019 - 20

Student Satisfaction Survey (SSS)

17. Teachers encourage you to participate in extracurricular activities.

		Frequency	Percent	Valid Percent	Cumulative Percent
Valid	Strongly agree	16	32	32	32
	Agree	30	60	60	92
	Neutral	2	4	4	96
	Disagree	2	4	4	100
	Total	50	100	100	



HINDU COLLEGE :: GUNTUR

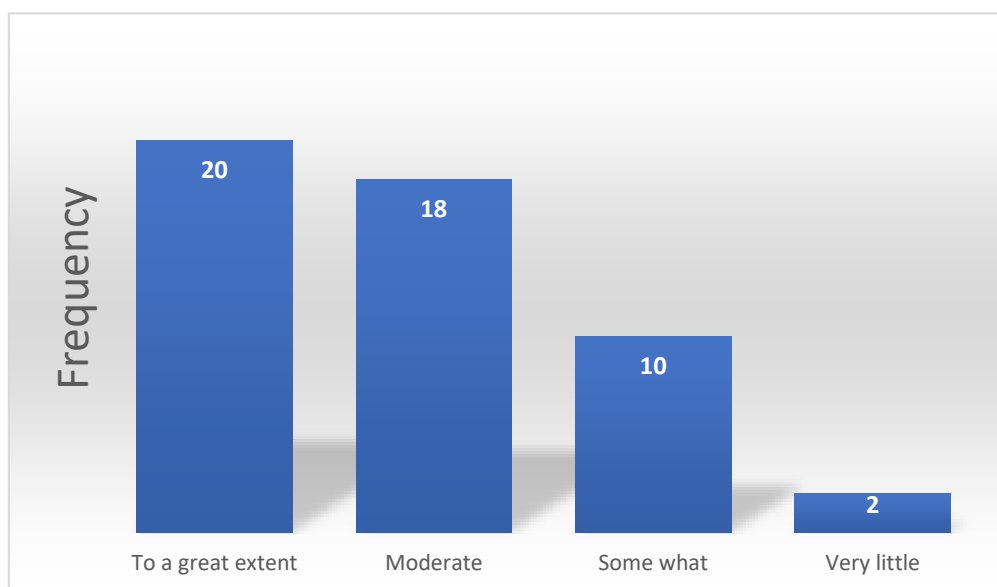
(NAAC A Grade Accreditation)

Feedback Analysis 2019 - 20

Student Satisfaction Survey (SSS)

18. Efforts are made by the institute/ teachers to inculcate soft skills, life skills and employability skills to make you ready for the world of work.

		Frequency	Percent	Valid Percent	Cumulative Percent
Valid	To a great extent	20	40	40	40
	Moderate	18	36	36	76
	Some what	10	20	20	96
	Very little	2	4	4	100
	Total	50	100	100	



HINDU COLLEGE :: GUNTUR

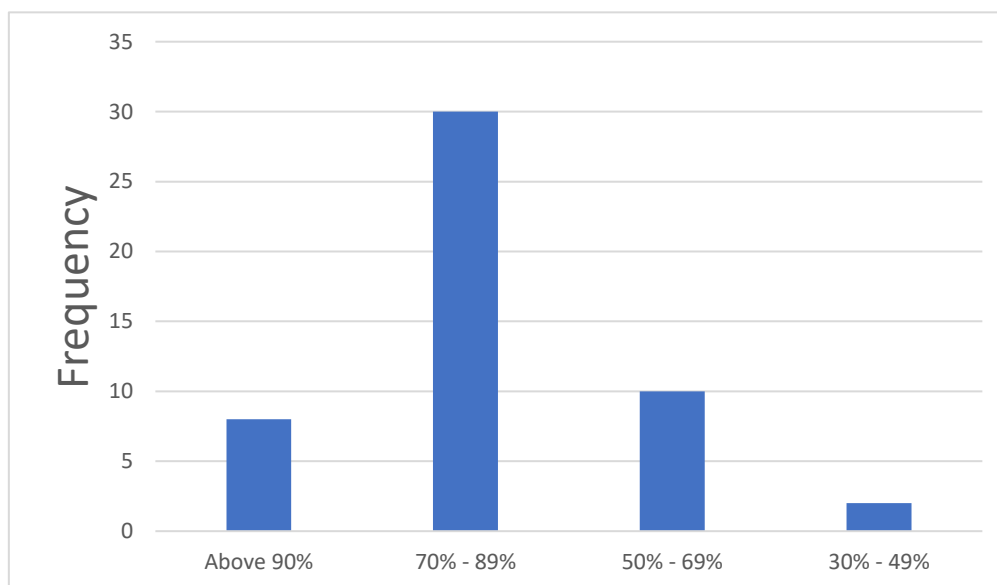
(NAAC A Grade Accreditation)

Feedback Analysis 2019 - 20

Student Satisfaction Survey (SSS)

19. What percentage of teachers use ICT tools such as LCD projector,

		Frequency	Percent	Valid Percent	Cumulative Percent
Valid	Above 90%	8	16	16	16
	70% - 89%	30	60	60	76
	50% - 69%	10	20	20	96
	30% - 49%	2	4	4	100
	Total	50	100	100	



HINDU COLLEGE :: GUNTUR

(NAAC A Grade Accreditation)

Feedback Analysis 2019 - 20

Student Satisfaction Survey (SSS)

20. The overall quality of teaching-learning process in your institute is very good.

		Frequency	Percent	Valid Percent	Cumulative Percent
Valid	Strongly agree	16	32	32	32
	Agree	30	60	60	92
	Neutral	2	4	4	96
	Disagree	2	4	4	100
	Total	50	100	100	

