

RESULT ANALYSIS

of

**HINDU COLLEGE,
GUNTUR**

2017-18 TO 2021-22

RESULT ANALYSIS of HINDU COLLEGE, GUNTUR 2017-18 TO 2021-22

The IQAC along with Examination Cell humbly submit this results analysis of the last five years (i.e. 2017-18 to 2021-22) to the Principal and other higher officials for the further necessary action. The Academic Performance of Hindu College, Guntur is improved substantially during the past five years, because of the sincere efforts made to attain COs and POs along with systematic implementation of C.I.E. and Mentor system.

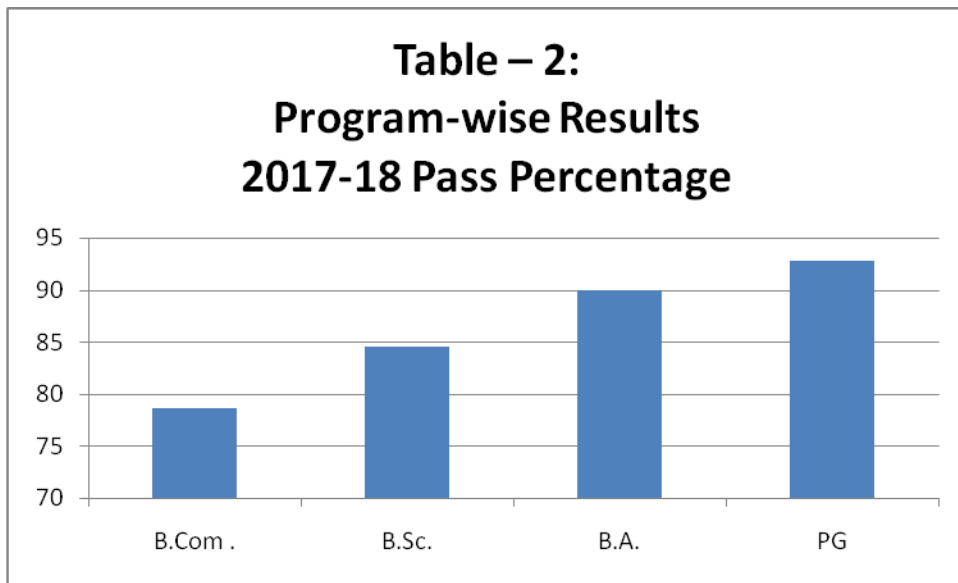
Table – 1

Year	Admitted	Passed	Percentage
2017-18	411	352	85.64
2018-19	445	279	62.70
2019-20	393	293	74.55
2020-21	506	373	73.72
2021-22	765	637	83.27
Total	2520	1934	76.75

The above table-1, shows the trends in results for final year outgoing batch from 2017-18 to 2021-22. It can be observed that the average result of the past 5 years is 76.75 as against 58% during 2012-2017. Another positive sign is that there is a continuous increase in number of outgoing students from the college during this period.

Table – 2: Program-wise Results – 2017-18

Program	Attended	Passed	Percentage
B.Com .	136	107	78.68
B.Sc.	116	98	84.48
B.A.	20	18	90.00
PG	139	129	92.81
Total	411	352	85.64



The year-wise analysis of results is also prepared for the better understanding of the results trends. It can be observed from the table-2 that during 2017-18, the performance of BA & PG is comparatively better with more than 90 percent results. All the group average is 85.64 percent which is higher than university average.

Table – 3 : Group-wise Results 2017-18

Year	Program Code	Group / Combination	Number of students appeared in the final year examination	Number of students passed in final year examination	Percentage
2017-18	13	MCA	40	39	97.50
2017-18	13	M.COM	38	36	94.74
2017-18	13	M.Sc. - CHEMISTRY	33	31	93.94
2017-18	13	M.Sc. PHYSICS	28	23	82.14
2017-18	020	B. Com. - General	111	85	76.58
2017-18	070	B. Com. - Computers	25	22	88.00
2017-18	030	B.Sc. - MPC	28	23	82.14
2017-18	030	B.Sc. - BZC	8	8	100.00
2017-18	030	B.Sc. - GPC	21	21	100.00
2017-18	030	B.Sc. - MPCS	16	13	81.25
2017-18	030	B.Sc. - MSCS	12	4	33.33
2017-18	030	B.Sc. - MECS	8	8	100.00
2017-18	030	B.Sc. - ABC	23	21	91.30
2017-18	010	B.A. - HEP	9	8	88.89
2017-18	010	B.A. - EHP	2	2	100.00
2017-18	010	B.A. - MES	9	8	88.89
		TOTAL	411	352	85.64

The Group / Combination-wise results of 2017-18 in the table-3, reveals that, B.Sc. – BZC, GPC, MECs, B.A. – EHP got cent percent results. All the PG’s except Physics, got more than 94 percent. All the combinations, except M.S.Cs got more than 80 percent results. It proves that, the outgoing students of Hindu College is increased significantly.

Table – 4 Program-wise results – 2018-19

Program	Attended	Passed	Percentage
B.Sc.	167	100	59.88
B.Com.	122	65	53.28
B.A.	19	15	78.95
PG	137	99	72.26
Total	445	279	62.70

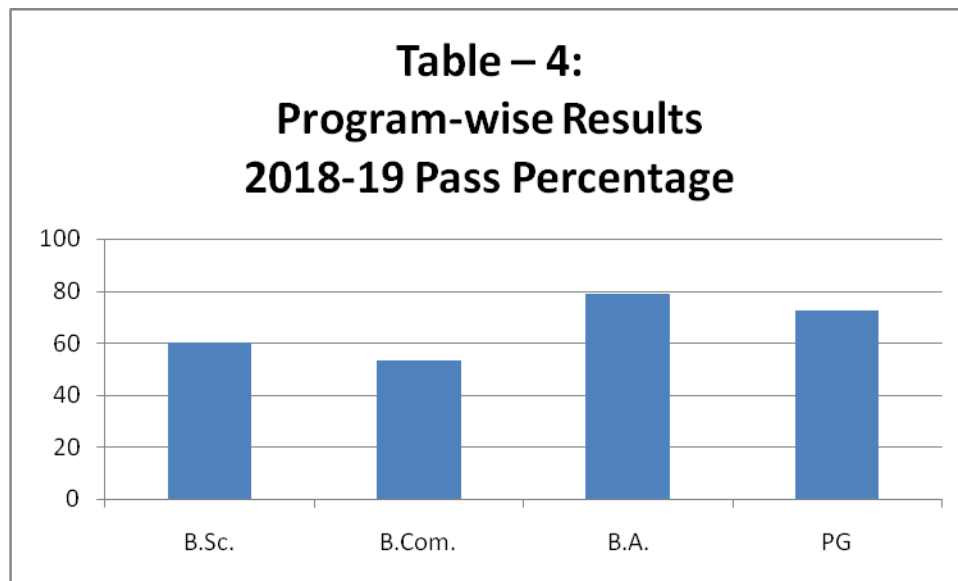


Table-4 shows the program-wise results picture for the 2018-19 outgoing students. It can be observed from the table that the pass percentage of the college is 63 percent, which is comparatively lesser than the previous year. Particularly, in B.Com., B.Sc., programme the results average is less than 60 percent. Even in PG courses also the trend of results is negative when compared with previous year. However, B.A. and B.Sc., combinations got results with a marginal fall compared to previous outgoing batch.

Table – 5 : Group-wise results 2018-19

Year	Program Code	Group / Combination	Number of students appeared in the final year examination	Number of students passed in final year examination	Percentage
2018-19	13	MCA	42	20	47.62
2018-19	13	M.COM	33	29	87.88
2018-19	13	M.Sc. - CHEMISTRY	31	30	96.77
2018-19	13	M.Sc. - PHYSICS	31	20	64.52
2018-19	020	B. Com. - General	116	61	52.59
2018-19	070	B. Com. - Computers	6	4	66.67
2018-19	030	B.Sc. - MPC	27	10	37.04
2018-19	030	B.Sc. - BZC	21	21	100.00
2018-19	030	B.Sc. - GPC	21	17	80.95
2018-19	030	B.Sc. - MPCS	18	6	33.33
2018-19	030	B.Sc. - MSCS	17	2	11.76
2018-19	030	B.Sc. - MECS	8	1	12.50
2018-19	030	B.Sc. - ABC	55	43	78.18
2018-19	010	B.A. - HEP	14	13	92.86
2018-19	010	B.A. - EHP	4	1	25.00
2018-19	010	B.A. - MES	1	1	100.00
		TOTAL	445	279	62.70

With respect to Group-wise results, there occurred a great fall in the results of M.C.A. and Physics at PG level. In UG, B.A. (H.E.P.), B.Sc. (M.E.Cs.), B.Sc. (M.P.Cs), B.Sc. (M.S.Cs.) have a pass percentage of less than 33 on the other hand B.Sc. (B.Z.C.) and B.A. (M.E.S.) have cent percent results followed B.A. - H.E.P. (92.86%) and B.Sc. - G.P.C. (80.95).

Table – 6 : Program-wise results – 2019-20

Program	Attended	Passed	Percentage
B.Sc.	137	87	63.50
B.Com.	102	84	82.35
B.A.	32	23	71.88
PG	122	99	81.15
Total	393	293	74.55

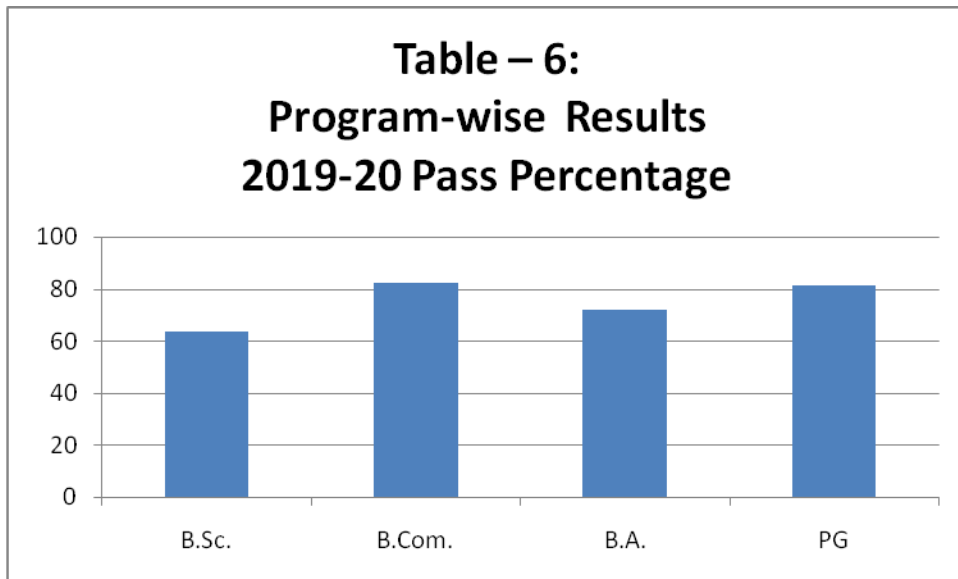


Table-6, presents the results for the year 2019-20. It can be observed from the table that, almost three-fourth of the outgoing students completed their course. The pass percentage in B.Com. and PG is more than 80 percent. It is 63.50 percent in case of B.Sc. and 72 percent in case of B.A.

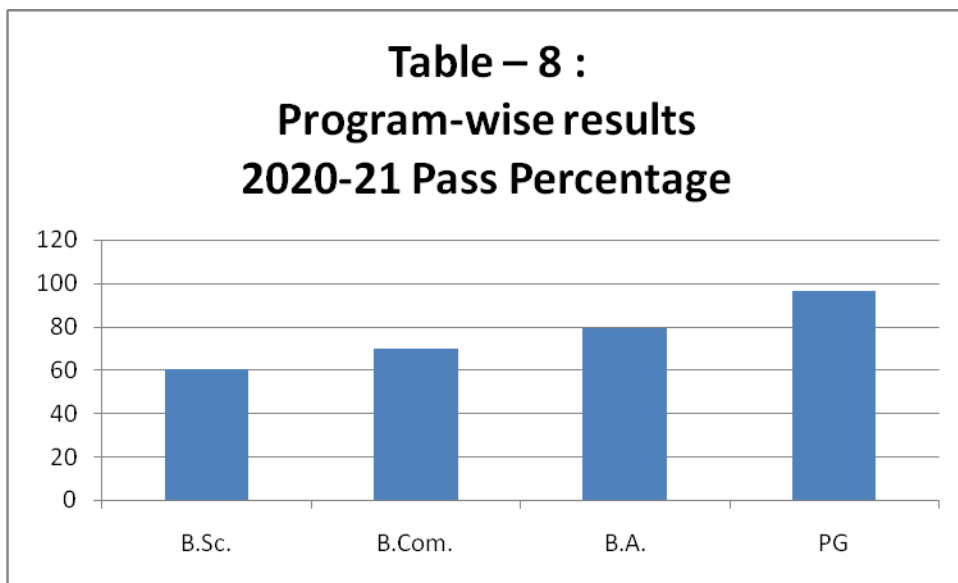
Table – 7 : Group-wise results – 2019-20

Year	Program Code	Group / Combination	Number of students appeared in the final year examination	Number of students passed in final year examination	Percentage
2019-20	13	MCA	48	38	79.17
2019-20	13	M.COM	15	15	100.00
2019-20	13	M.Sc. - CHEMISTRY	28	27	96.43
2019-20	13	M.Sc. - PHYSICS	31	19	61.29
2019-20	020	B. Com. - General	85	67	78.82
2019-20	070	B. Com. - Computers	17	17	100.00
2019-20	030	B.Sc. - MPC	23	7	30.43
2019-20	030	B.Sc. - BZC	22	18	81.82
2019-20	030	B.Sc. - GPC	17	10	58.82
2019-20	030	B.Sc. - MPCS	22	12	54.55
2019-20	030	B.Sc. - MSCS	7	2	28.57
2019-20	030	B.Sc. - MECS	5	2	40.00
2019-20	030	B.Sc. - ABC	41	36	87.80
2019-20	010	B.A. - HEP	12	10	83.33
2019-20	010	B.A. - EHP	4	3	75.00
2019-20	010	B.A. - MES	16	10	62.50
		TOTAL	393	293	74.55

Group / Combination-wise results for the academic year 2019-20 for final year outgoing batch is presented in Table-7. Table reveals that, only M.Com. and B.Com. (Computers) got cent percent results. On the other hand, B.Sc. – M.P.C., M.S.Cs., M.E.Cs., have less than 40 percent results. B.A. (H.E.P.), B.Sc. (A.B.C.) and B.Sc. (B.Z.C.) branches got more than 80 percent results.

Table – 8 : Program-wise results – 2020-21

Program	Attended	Passed	Percentage
B.Sc.	217	131	60.37
B.Com.	105	73	69.52
B.A.	48	38	79.17
PG	136	131	96.32
Total	506	373	73.72



Program-wise results for the academic year 2020-21 out going batch, in table-8, shows that 373 students out of the appeared 506 completed their Graduation / Post-graduation successfully. Highest percentage of results (96.32%) are found in PG followed by B.A. (79.17%), B.Com. (69.52%) and B.Sc. (60.37%).

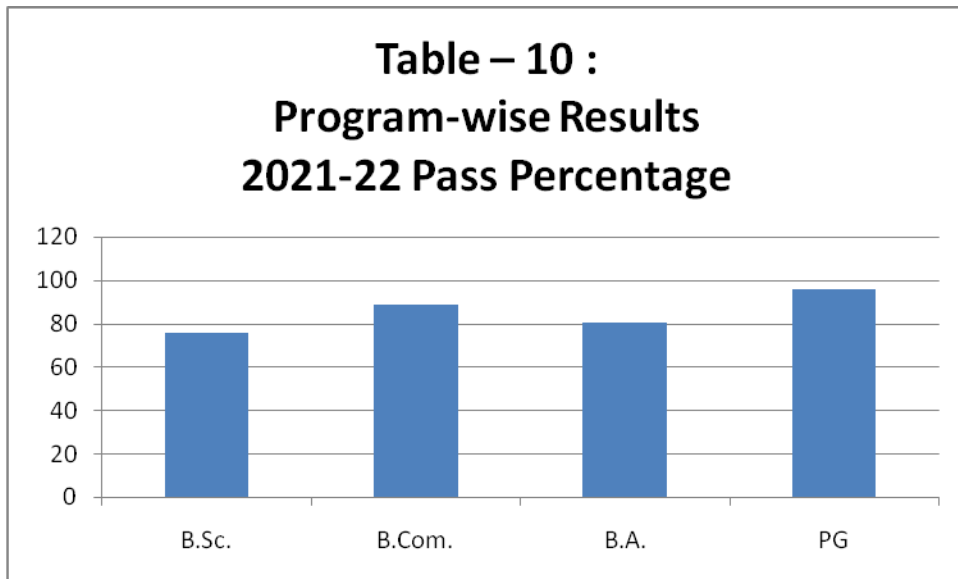
Table – 9 : Group-wise results – 2020-21

Year	Program Code	Group / Combination	Number of students appeared in the final year examination	Number of students passed in final year examination	Percentage
2020-21	13	MCA	53	51	96.23
2020-21	13	M.Com.	18	18	100.00
2020-21	13	M.Sc.- CHEMISTRY	32	30	93.75
2020-21	13	M.Sc. - PHYSICS	20	20	100.00
2020-21	13	M.Sc. - BOTANY	13	12	92.31
2020-21	020	B. Com. - General	81	52	64.20
2020-21	070	B. Com. - Computers	24	21	87.50
2020-21	030	B.Sc. - MPC	35	12	34.29
2020-21	030	B.Sc. - BZC	15	13	86.67
2020-21	030	B.Sc. - GPC	17	14	82.35
2020-21	030	B.Sc. - MPCS	36	19	52.78
2020-21	030	B.Sc. - MSCS	35	14	40.00
2020-21	030	B.Sc. - MECS	10	1	10.00
2020-21	030	B.Sc. - ABC	50	41	82.00
2020-21	030	B.Sc. - HBZ	19	17	89.47
2020-21	010	B.A. - HEP	19	12	63.16
2020-21	010	B.A. - EHP	3	2	66.67
2020-21	010	B.A. - MES	26	24	92.31
		TOTAL	506	373	73.72

Table-9 gives the picture of results of 2020-21 outgoing batch group/combination-wise. It can be observed from the table that only M.Com. course has cent percent results followed by M.C.A. (96.23%), M.Sc. – Chemistry (93.75), B.A. – M.E.S. (92.31). B.Com. (Computers), B.Sc. (B.Z.C.), B.Sc. (G.P.C) and B.Sc. (A.B.C.) have the results in the range of 80 to 90 percent. Surprisingly, B.Sc. (M.E.Cs.) has only 10 percent result, which is the least one during the Post-NAAC Period.

Table – 10 : Program-wise Results – 2021-22

Program	Attended	Passed	Percentage
B.Sc.	342	258	75.44
B.Com.	168	149	88.69
B.A.	93	75	80.65
PG	162	155	95.68
Total	765	637	83.27



Program-wise results of outgoing batch 2021-22 are presented in Table-10. It can be observed from the table that, the results are encouraging when compared with previous two years, with 83.27 percent. Except, in B.Sc., all the other programmes have more than 80 percent results.

Table – 11 : Group-wise Results – 2021-22

Year	Program Code	Group / Combination	Number of students appeared in the final year examination	Number of students passed in final year examination	Percentage
2021-22	13	MCA	62	59	95.16
2021-22	13	M.Com.	15	15	100.00
2021-22	13	M.Sc.- CHEMISTRY	33	30	90.91
2021-22	13	M.Sc.- PHYSICS	17	17	100.00
2021-22	13	M.Sc. - BOTANY	26	25	96.15
2021-22	13	M.Sc. - Horticulture & Landscape Gardening	6	6	100.00
2021-22	13	M.Voc. - Food Processing & Quality Management	3	3	100.00
2021-22	020	B. Com. - General	90	79	87.78
2021-22	070	B. Com. - Computers	78	70	89.74
2021-22	030	B.Sc. - MPC	49	21	42.86
2021-22	030	B.Sc. - BZC	39	25	64.10
2021-22	030	B.Sc. - GPC	37	37	100.00
2021-22	030	B.Sc. - MPCS	40	26	65.00
2021-22	030	B.Sc. - MSCS	28	14	50.00
2021-22	030	B.Sc. - MECS	4	2	50.00
2021-22	030	B.Sc. - ABC	50	45	90.00
2021-22	030	B.Sc. - HBZ	42	38	90.48
2021-22	030	B.Sc. - FTM	53	50	94.34
2021-22	010	B.A. - HEP	59	52	88.14
2021-22	010	B.A. - EHP	7	7	100.00
2021-22	010	B.A. - MES	27	16	59.26
		TOTAL	765	637	83.27

Table-11 reveals that, this year M.Com., M.Sc., (Physics), M.Sc. (Horticulture & Landscape Gardening), M.Voc. (Food Processing & Quality Management), B.Sc. (G.P.C.) and B.A. (E.H.P.) have cent percent results. MCA, M.Sc. (Chemistry), M.Sc. (Botany), B.Sc. (A.B.C.), B.Sc. (H.B.Z.), B.Sc. (Food Technology and Management) have the results in the range 90-100 percent. Only M.Sc. (M.P.C.) has less than 50 percent results.

With the above analysis, it can be concluded that, there is a positive trend in the results of Hindu College for the past 5 years.



(Dr. P. VENU GOPAL)
Co-ordinator IQAC



(Dr. S.V.S. GIRIJA)
Co-ordinator – Examination Cell