

# HINDU COLLEGE :: GUNTUR



## 6.4.1

*Strategies for mobilization and optimal utilization of resources and funds*

***6.4.1 The institution has strategies for mobilization and optimal utilization of resources and funds from various sources (government/non-government organizations) and it conduct financial audits regularly (internal and external)***

Hindu College, Guntur, makes strategic plan for mobilization of funds and effort towards resource mobilization beyond the salary grant received from the Government of Andhra Pradesh, in addition to the revenue generated from the self financed programs. Being a non-profitable institution, catering to the needs of various sections of the society, the College has a conscious policy of keeping the student's fee affordable.

The College constantly scouts for opportunities to receive grants and financial assistance from various Government Agencies such as RUSA, the UGC general assistance (till 11<sup>th</sup> Plan) and from non-governmental sources like CSR funds.

The institution pays its best attention towards the mobilization of funds and their proper utilization, aiming at achieving quality and excellence. The Funds Received from the following External Sources: Government Funds (salary grants), RUSA (Rashtriya Uchchar Shiksha Abhiyan) grants to meet the need of the Institution. The Funds Received from the following Internal Sources: Special Fee, Fee for Restructured Courses, Fee for Self-financed Courses etc., are fixed to meet the additional expenditure incurred to run the courses. The college was allocated INR. 2.00 Crores from RUSA of which 1crore was for New building construction and one crore for equipment and reinnovation.

The College has a mechanism for internal and external audit. The internal audit is carried out by the Governing Body of the College. The external audit is carried out by a Government auditor as per the provisions of the Andhra Pradesh Government Rules & Acharya Nagarjuna University Act every year. The external audit is up-to-date. It has been completed till the financial year 2021-22. Internal audit report of 2021-2022is also finalized.

There were no significant objections raised by the auditors. Some minor mistakes were found, which were sorted out. Chartered Accountant nominated by General Body conducts -internal audit regularly and the deficiencies pointed out are rectified immediately. Auditors from the office of Accountant – General, A.P., and Commissionarate of Collegiate Education, A.P. Hyderabad regularly visit the college every year and conduct audit and submit report of the audit. Audit reports of A.G.A.P. and Internal audit reports of Chartered Accountants appointed by management are available.

In the light of recent government policies, fee collection is the only major source of revenue/income generation for the College. The annual budget is prepared according to the need and requirements of the College a whole taking into consideration the annual intake of students, laboratory and infrastructure development, students, faculty & staff requirements etc. In most of the cases, the Management obtains proposals from the concerned departments regarding expenditure and same is consolidated by the Principal of the College for approval by the Management of the College. Once it is approved by the Management, the Principal apprises the Departments of the allocation so that re-appropriation of budget outlays are avoided or kept to the minimum. After the allocation, the departments can avail the financial resources within the given limit. Purchases are made with the recommendations of duly constituted purchase committee headed by the Secretary and Correspondent of the College.

# HINDU COLLEGE :: GUNTUR



## 3.1 – Expenditure excluding salary component

HINDU COLLEGE :: GUNTUR

RECEIPTS & PAYMENTS ACCOUNT FOR THE PERIOD ENDED 31.03.2018

(Amounts rounded off to nearest rupee)

RECEIPTS	Aided	Unaided	PG Courses	M B A	Engg. & Technology	Hostel	Total Amount(Rs.)	PAYMENTS	Aided	Unaided	PG courses	M B A	Engg. & Technology	Hostel	Total Amount(Rs.)
To Opening Bank Balances	5,799,364	2,888,001	558,842	502,882	1,060,577	1,507,416	12,317,082	By Capital Expenditure :							
To Capital Receipts :								Computers			351,750				351,750
Receivables	-	-	2,822,335	1,673,000	2,131,300	591,340	7,217,975	R.O.Purifier			300,000				300,000
Advances	-	590,400	19,400	-	2,000	53,000	664,800	Bio-Metric			44,840		22,420		67,260
FDRs Matured	161,772	488,658	-	-	-	-	650,429	Kitchenware			-		-	14,550	14,550
BHH Degree College	-	50,000	-	-	-	-	50,000	Payables		380,969	-	-	-	-	380,969
Scholarship A/c	4,064,447	-	-	-	-	-	4,064,447	BHH College for Women		10,000	-	-	-	-	10,000
Capital Receipts	-	-	-	772,129	-	-	772,129	Furniture & Fixtures		-	7,800	-	-	-	7,800
								Scholarship A/c	3,769,755	-	-	-	-	-	3,769,755
To Operational Receipts :								Lab Equipment	-	-	153,724	-	-	-	153,724
College Fee	3,226,529	486,597	2,014,580	1,050,000	115,400	-	6,893,106	Loans & Advances		464,000	10,000	-	35,000	22,000	531,000
General Fee	186,952	30,479	-	-	-	-	217,431	TDS	112,141	394,268	126,055	-	-	-	632,464
Special Fee	613,432	70,407	-	-	-	-	683,839	By Operational Expenditure :							
Hostel & Mess Charges	-	-	-	-	-	4,523,020	4,523,020	Salaries	88,009,044	4,242,405	3,542,297	1,570,381	3,240,702	324,200	100,929,029
Remuneration received	-	1,978,903	-	-	-	-	1,978,903	Statutory Deductions:							
Grant in Aid - Salaries (DCB)	88,247,529	-	-	-	-	-	88,247,529	- Income Tax	11,175,731	-	-	-	-	-	11,175,731
Statutory Deductions	14,161,842	-	-	-	-	-	14,161,842	- Professional Tax	172,400	-	-	-	-	-	172,400
Fines Collected	42,641	5,643	-	-	-	-	48,284	GSLI Claims	638,527	-	-	-	-	-	638,527
Sale of Application	10,000	20,000	-	-	-	3,000	33,000	Life Insurance Premium	2,062,500	-	-	-	-	-	2,062,500
Admission Fee	6,075	770	-	-	-	-	6,845	Group Insurance	69,300	-	-	-	-	-	69,300
Condonation & Exam Fee	-	946,810	-	-	235,869	-	1,182,679	Contingencies	-	-	459	-	-	-	459
Lab Fee	267,275	2,092,776	-	-	-	-	2,360,051	Affiliation Fee	-	-	342,369	253,200	399,625	-	995,194
Seminars/Guest Lecturers	123,588	15,962	-	-	-	-	139,550	Bank Charges	11,458	3,164	1,026	38,029	1,321	849	55,847
EPF Collected	-	228,724	34,776	-	-	-	263,500	Water Tax	-	-	6,255	-	-	-	6,255
ESI Collected	-	-	-	-	7,622	-	7,622	Hostel & Mess Charges	-	-	-	-	-	2,096,472	2,096,472
								Legal Expenses	1,600	-	-	-	-	-	1,600
To Other Receipts :								Printing & Stationery	104,682	-	15,422	11,301	80,252	2,500	214,157
Rents	-	1,570,173	-	-	-	-	1,570,173	Special Fee	140,635	-	-	-	-	-	140,635
Interests	252,829	574,431	112,364	44,159	23,746	24,872	1,032,402	Seminors & Lecturers	8,538	-	15,000	-	259,500	-	283,038
Corpus Fund interest Earlier Yrs	706,896	551,082	2,776,621	-	-	-	4,034,599	General Fee	1,739,843	-	-	-	-	-	1,739,843
Misc Receipts	5,326	226,818	26,100	628,521	41,479	95,950	1,024,194	Advertisement	59,079	19,760	277,430	5,219	569,525	-	931,013
Service Tax	-	63,730	-	-	-	-	63,730	Travelling	-	28,630	53,317	240,000	35,685	-	357,632
GST	-	199,783	-	-	-	-	199,783	Function Expenses	-	183,000	-	-	-	-	183,000
								Electricity Charges	756,898	-	115,325	150,019	196,920	493,134	1,712,296
								Examination	-	946,810	137,880	-	178,431	-	1,263,121

*Handwritten signature*



*Handwritten initials*

K. SYAM SUNDAR  
S. Coim., ACA  
Chartered Accountant  
D.No: 5-28-167,  
3/1 Brodipat, GUNTUR-2  
M.No: 516526



RECEIPTS	Aided	Unaided	PG Courses	M B A	Engg. & Technology	Hostel	Total Amount(Rs.)	PAYMENTS	Aided	Unaided	PG courses	M B A	Engg. & Technology	Hostel	Total Amount(Rs.)
								Audit Fee	-	15,000	166,161	-	16,034	-	15,000
								Lab Maintenance	155,580	-	79,404	-	60,496	-	337,775
								EPF	-	467,020	73,051	-	-	-	546,424
								ESI	-	-	7,210	-	-	-	133,547
								College Day Celebration	166,403	-	11,859	-	9,472	6,053	173,613
								Telephone Charges	67,568	24,000	11,859	-	138,186	-	130,129
								Internet expenses	-	-	-	-	-	-	138,186
								Municipal Taxes	116,616	35,374	347,484	-	46,400	46,556	546,030
								Administrative Expenses	-	-	60,845	3,000	-	-	110,245
								Office Maintenance	46,026	125,912	61,661	53,281	54,930	34,885	376,695
								Garden Maintenance	-	33,450	9,310	-	-	1,858	33,450
								Generator Maintenance	800	-	-	-	-	-	800
								Postage	6,000	-	-	-	-	-	6,000
								College ID Cards	79,020	-	-	-	-	-	79,020
								<b>By Other Expenditure:</b>							
								Repairs	1,208,075	295,008	105,124	2,160	14,951	125,838	1,751,156
								Misc. Expenditure	25,997	80,410	-	411,753	-	-	518,160
								Service Tax	-	63,730	-	-	-	-	63,730
								GST	-	199,783	-	-	-	-	199,783
								Corpus fund earlier yrs	706,896	551,082	2,776,621	-	-	-	4,034,599
								<b>By Closing Bank Balances</b>	6,279,803	2,791,954	615,340	1,581,181	676,624	1,929,693	13,874,594
<b>TOTAL</b>	<b>117,876,497</b>	<b>13,080,147</b>	<b>8,365,018</b>	<b>4,670,691</b>	<b>3,617,993</b>	<b>6,798,598</b>	<b>154,408,944</b>	<b>TOTAL</b>	<b>117,690,915</b>	<b>11,355,729</b>	<b>9,815,018</b>	<b>4,330,691</b>	<b>6,117,993</b>	<b>5,098,598</b>	<b>154,408,944</b>



*[Handwritten Signature]*

**K. SYAM SUNDAR**  
 B.Com., ACA  
 Chartered Accountant  
 D.No: 5-25-107,  
 3/1 Brodipet, GUNTUR - 2  
 M.No: 516526



HINDU COLLEGE :: GUNTUR

RECEIPTS & PAYMENTS ACCOUNT FOR THE PERIOD ENDED 31.03.2019

(Amounts rounded off to nearest rupee)

RECEIPTS								PAYMENTS							Total Amount(Rs.)
	Aided	Unaided	PG Courses	MBA	Engg. & Technology	Hostel	Total Amount(Rs.)	Aided	Unaided	PG courses	MBA	Engg. & Technology	Hostel		
To Opening Bank Balances	6,279,803	2,791,954	615,340	1,581,181	676,624	1,929,693	13,874,594								
To Capital Receipts :								By Capital Expenditure :							
Receivables			5,150,700	2,282,250	712,000	864,560	9,009,510	Computers		12,000				12,000	
Advances	9,899	402,100	12,500		12,000	43,200	479,699	Refrirator		19,700				19,700	
FDRs Matured	2,500,000	2,955,368	2,144,325				7,599,693	Fire Equipment		205,000				205,000	
BHH Degree College								Kitchenware					23,480	23,480	
Scholarship A/c	3,576,296							Payables							
							3,576,296	HC & HS Council							
								Furniture & Fixtures		100,000					
								Library		89,202	14,700				
								Construction Exp		5,925				5,925	
								Scholarship A/c	3,315,542	678,649		606,077		1,284,726	
								Lab Equipment				444,798		3,315,542	
								Loans & Advances		205,000	5,000		50,000	260,000	
								TDS		143,638	129,309			272,947	
								FDR's	1,250,000	925,754				2,175,754	
								Corpus Fund		1,000,000				1,000,000	
								RO Motor Fittings					131,072	131,072	
								By Operational Expenditure :							
								Salaries	70,293,273	4,975,937	4,068,062	1,765,067	2,496,298	344,565	83,943,202
								Statutory Deductions:							
								- Income Tax	19,476,497						19,476,497
								- Professional Tax			8,850				8,850
								GSLI Claims	474,829						474,829
								Life Insurance Premium							
								Group Insurance							
								Contingencies			1,760		22,100		23,860
								Affiliation Fee		7,000	787,375	569,126	357,923		1,721,424
								Bank Charges	17,878	3,557	2,360	266	962	1,063	26,085
								Water Tax			7,175				7,175
								Hostel & Mess Charges						2,555,969	2,555,969
								Legal Expenses							
								Printing & Stationery	170,152		17,262	15,093	76,496	3,641	282,644
								Special Fee	161,436						161,436
								Seminors & Lecturers	23,805		157,820	10,053	386,537		578,215
								General Fee	1,170,398						1,170,398
								Advertisement	118,181		500,059	16,065	509,528		1,143,833
								Travelling		593	56,535	200,000	43,118		300,246
								Function Expenses							230,000
								Electricity Charges	813,173		219,864	178,378	112,675	480,355	1,804,445
								Examination			140,410	795,828	168,728		1,210,998




K. SYAM SUNDAN  
Chartered Accountant  
D.No: 5-25-107,  
3/1 Brodipet, GUNTUR - 2  
M.No: 516526

*[Handwritten signature]*



RECEIPTS							Total Amount(Rs.)	PAYMENTS						Total Amount(Rs.)	
	Aided	Unaided	PG Courses	M B A	Engg. & Technology	Hostel		Aided	Unaided	PG courses	M B A	Engg. & Technology	Hostel		
														15,000	
														445,869	
														650,742	
														123,318	
														626,700	
														119,309	
														244,920	
														585,413	
														111,647	
														246,460	
														-	
														44,774	
														2,000	
														22,695	
														23,469	
														-	
														5,154,708	
														281,914	
														-	
														258,544	
														12,060,594	
TOTAL	106,267,653	13,301,457	9,987,956	6,365,014	2,639,383	6,948,380	145,509,843	TOTAL	106,267,653	12,850,352	11,797,956	4,005,014	6,240,488	4,348,380	145,509,843



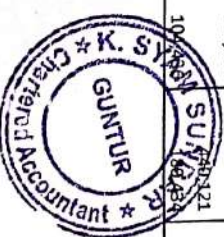
  
**K. SYAM SUNDAR**  
 B.Com., ACA  
 Chartered Accountant  
 D.No: 5-25-107.  
 7/1 Brodipet, GUNTUR - 2  
 M.No: 516526



**HINDU COLLEGE :: GUNTUR**  
**RECEIPTS & PAYMENTS ACCOUNT FOR THE PERIOD ENDED 31.03.2020**

(Amounts rounded off to nearest rupee)

RECEIPTS	Aided	Unaided	PG Courses	M B A	Engg. & Technology	Hostel	Total Amount(Rs.)	PAYMENTS		Aided	Unaided	PG courses	M B A	Engg. & Technology	Hostel	Total Amount(Rs.)
								By Capital Expenditure:	By Operational Expenditure:							
<b>To Opening Bank Balances</b>	6,445,450	4,382,219	347,595	185,698	318,320	381,313	12,060,594	Computers & Printer	Operational Expenditure:	-	7,189,194	4,251,081	2,153,257	4,726,709	385,700	18,707,941
<b>To Capital Receipts:</b>								Refrigerator	Salaries	-	458,490	-	-	-	-	595,787
Receivables	-	180,500	1,415,330	-	869,000	813,100	3,097,430	Fire Equipment	Statutory Deductions:	-	260,000	-	-	-	-	15,058
Advances	-	14,553,321	-	-	12,000	-	192,500	Kitchenware	- Income Tax	142,900	-	340,000	340,000	931,329	287,122	1,640,777
FDRs Maturity	2,821,802	-	-	-	-	-	17,415,123	Payables	- Professional Tax	896,785	156,696	257,374	41,815	130,424	257,622	2,590,082
BHH Degree College	-	-	-	-	-	-	-	HC & HS Council	GSLI Claims	115,000	-	738,211	-	-	896,785	156,696
Scholarship A/c	-	-	-	-	-	-	-	Furniture & Fixtures	Life Insurance Premium	142,900	-	257,374	-	-	-	-
Building A/c Capitalized	-	1,068,699	-	-	-	-	2,459,160	Library	Group Insurance	142,900	-	257,374	-	-	-	-
<b>To Operational Receipts:</b>								Construction Exp	Contingencies	896,785	156,696	257,374	41,815	130,424	257,622	2,590,082
College Fee	16,920,012	5,195,756	1,784,774	1,209,300	891,400	26,001,242	26,001,242	Lab Equipment	Affiliation Fee	7,420	3,153	708	519,870	1,004	2,438,219	
General Fee	697,168	38,150	-	1,754,100	-	2,489,418	2,489,418	Scholarship A/c	Bank Charges	7,420	3,153	708	1,446	13,100	15,058	
Special Fee	-	44,911	-	-	-	44,911	44,911	Loans & Advances	Water Tax	-	-	-	-	-	-	-
Hostel & Mess Charges	-	-	-	-	-	6,739,700	6,739,700	RO Motor Fittings	Hostel & Mess Charges	-	-	-	-	-	-	-
Remuneration received	-	950,870	-	-	-	950,870	950,870	Air Conditioners	Income tax (TDS)	-	156,696	2,500	41,815	116,998	3,669,535	375,000
Grant in Aid - Salaries (DCS)	-	-	-	-	-	-	-	Motor	Income tax (TDS)	-	-	-	-	-	-	-
Statutory Deductions	60,700	-	-	-	-	60,700	60,700	Examination	Income tax (TDS)	60,199	119,390	339,049	217,595	716,006	183,609	
Fines Collected	1,258	40,890	-	-	-	1,258	1,258	Legal Expenses	Seminors & Lecturers	60,199	62,410	738,211	61,000	-	15,181,337	
Sale of Application	20,550	40,890	-	-	-	66,740	66,740	Printing & Stationery	General Fee	14,443,126	257,374	340,000	931,329	1,640,777	15,181,337	
Admission Fee	31,142	105,804	-	-	-	31,142	31,142	Traveling	Advertisement	112,074	85,383	41,815	-	257,622	1,640,777	
Condonation & Exam Fee	-	1,471,353	-	-	-	1,471,353	1,471,353	Function Expenses	Electricity Charges	877,311	119,390	339,049	217,595	119,390	2,590,082	
Lab Fee	-	6,700	-	-	-	6,700	6,700	Electricity Charges	Examination	877,311	119,390	339,049	217,595	716,006	390,994	
Seminary/Guest Lecturers	122,095	105,804	-	-	-	128,795	128,795	Examination	Examination	877,311	119,390	339,049	217,595	716,006	390,994	
<b>Other Receipts:</b>								Examination	Examination	877,311	119,390	339,049	217,595	716,006	390,994	
Rents	-	1,566,936	-	-	-	1,566,936	1,566,936	Examination	Examination	877,311	119,390	339,049	217,595	716,006	390,994	
Interests	93,589	152,652	11,378	16,048	11,177	295,689	295,689	Examination	Examination	877,311	119,390	339,049	217,595	716,006	390,994	
Interest on FDR	44,870	332,998	81,961	5,090	157,125	377,868	377,868	Examination	Examination	877,311	119,390	339,049	217,595	716,006	390,994	
Misc Receipts	-	209,294	-	-	-	762,025	762,025	Examination	Examination	877,311	119,390	339,049	217,595	716,006	390,994	
Service Tax	-	305,552	-	-	-	305,552	305,552	Examination	Examination	877,311	119,390	339,049	217,595	716,006	390,994	
ST	-	279,419	-	-	-	279,419	279,419	Examination	Examination	877,311	119,390	339,049	217,595	716,006	390,994	
SI	-	196,768	-	-	-	809,480	809,480	Examination	Examination	877,311	119,390	339,049	217,595	716,006	390,994	
Infrastructure Income	-	612,712	-	-	-	612,712	612,712	Examination	Examination	877,311	119,390	339,049	217,595	716,006	390,994	



**K. SYAM SUNDAR**  
 Chartered Accountant  
 B.Com., ACA

D.No: 5-25-107,  
 3/1 Brodipet, GUNTUR - 2

REPTS	Aided	Unaided	PG Courses	M B A	Engg. & Technology	Hostel	Total Amount(Rs.)	PAYMENTS	Aided	Unaided	PG courses	M B A	Engg. & Technology	Hostel	Total Amount(Rs.)
								Audit Fee		15,000			-	-	15,000
								Lab Maintenance			78,322		77,134	-	155,456
								EPF		584,470	247,864		-	-	832,334
								ESI			52,148		31,474	-	83,622
								College Day Celebration	25,000		280,951		61,297	-	367,248
								Telephone Charges	70,714	24,000	11,942	3,556	16,043	39,589	165,844
								Commiotion Exp			107,883		350,557	-	458,440
								Internet expenses			-		160,137	-	160,137
								Municipal Taxes	168,310	35,373	355,220		-	46,316	605,219
								Administrative Expenses			36,288	53,030	43,614	-	132,932
								Office Maintenance			71,576	85,409	80,812	28,800	266,597
								Garden Maintenance		10,000	36,540		34,700	-	81,240
								Generator Maintenance			5,000		11,020	1,000	17,020
								Insurance		-	-		35,070	-	35,070
								Postage	2,000	-	-		-	-	2,000
								College ID Cards		-	-		-	-	-
								Sports Material			30,680		23,250	-	53,930
								<b>By Other Expenditure :</b>							
								Repairs	489,898	682,093	476,624	190,419	79,430	162,360	2,080,824
								Misc. Expenditure	112,677	256,261	-		-	19,622	388,559
								Infrastructure Exp	-	-	-	549,870	-	-	549,870
								Transportation ( BUS)			150,000		-	-	150,000
								Service Tax			-		-	-	-
								GST		282,048	-		-	-	282,048
								<b>By Closing Bank Balances</b>	<b>7,970,985</b>	<b>5,995,440</b>	<b>152,157</b>	<b>2,052,127</b>	<b>105,226</b>	<b>1,093,483</b>	<b>17,369,416</b>
<b>TOTAL</b>	<b>29,997,215</b>	<b>30,843,373</b>	<b>3,641,038</b>	<b>3,782,948</b>	<b>2,410,452</b>	<b>8,107,383</b>	<b>78,782,408</b>	<b>TOTAL</b>	<b>27,245,543</b>	<b>16,945,044</b>	<b>8,766,038</b>	<b>7,517,948</b>	<b>11,920,452</b>	<b>6,387,384</b>	<b>78,782,408</b>



*Handwritten signature of K. Syam Sundar*

**K. SYAM SUNDAR**  
B.Com., ACA  
Chartered Accountant  
D.No: 5-25-107,  
3/1 Brodipet, GUNTUR - 2.  
M.No: 515526



HINDU COLLEGE :: GUNTUR

RECEIPTS & PAYMENTS ACCOUNT FOR THE PERIOD ENDED 31.03.2021


(Amounts rounded off to nearest rupee)

RECEIPTS	Aided	Unaided	PG Courses	M B A	Engg. & Technology	Hostel	Total Amount(Rs.)	PAYMENTS	Aided	Unaided	PG courses	M B A	Engg. & Technology	Hostel	Total Amount(Rs.)
To Opening Bank Balances	7,970,884	5,995,440	152,157	2,052,127	105,226	1,093,483	17,369,416	By Capital Expenditure :							
To Capital Receipts :								Construction work		2,744,489	82,860		2,393,945		5,221,294
Receivables			3,045,405	544,100	3,387,175	1,068,675	8,045,355	Fixed deposits		18,000,000					18,000,000
Advances		105,500			9,000	99,135	213,635	Office equipment		1,800,000				26,000	1,800,000
FDRs Matured		19,931,669					19,931,669	Kitchenware							26,000
Scholarship A/c	8,119,391						8,119,391	Xerox machine	100,020						100,020
Fixed deposits	7,724,153						7,724,153	Caution Deposit						1,375	1,375
H C & H S Council		505,003					505,003	Furniture & Fixtures	95,000						95,000
To Operational Receipts :								Scholarship A/c	9,994,939						9,994,939
College Fee	19,510,464	9,009,133	1,019,800	1,079,200			30,618,597	H C & H S Council		650,000					650,000
Hostel & Mess Charges						3,138,542	3,138,542	Loans & Advances		263,000	45,000			75,000	383,000
Remuneration received		497,113					497,113	Scanner	4,500						4,500
Grant in Aid - Salaries (DCS)	882,500						882,500	TDS		110,988					110,988
Statutory Deductions	81,502						81,502	Lab equipment					341,865		341,865
Sale of Application	14,680	29,340					62,220	Printer			19,700				19,700
Tuition Fee		2,296,250			1,526,366	18,200	3,822,616	Motor			42,770				42,770
Examination expenses		24,000					24,000	By Operational Expenditure :							
								Salaries		5,817,039	4,746,926	2,409,890	4,782,388	241,300	17,997,543
								Statutory Deductions	107,201						107,201
								Republic day celebrations	32,340						32,340
								Recognition fee	49,200						49,200
								Affiliation Fee	868,500		171,021	825,184	865,620		2,730,325
								Bank Charges	17,555	36,161	561	1,673	94	443	56,486
								Water Tax			14,100				14,100
								Hostel & Mess Charges						1,177,155	1,177,155
								Printing & Stationery	92,254		24,064	22,781	143,000	2,520	284,619
								Special Fee expenses	92,230	52,913					145,143

  
**K. SYAM SUNDAR**  
 B.Com., ACA  
 Chartered Accountant  
 D.No: 5-25-107,  
 3/1 Brodipet, GUNTUR  
 M.No: 516526



RECEIPTS	Aided	Unaided	PG Courses	M B A	Engg. & Technology	Hostel	Total Amount(Rs.)	PAYMENTS	Aided	Unaided	PG courses	M B A	Engg. & Technology	Hostel	Total Amount(Rs.)
<b>To Other Receipts :</b>								Seminors & Lecturers	3,700		29,610	136,640	21,800		191,750
Rents		1,436,358					1,436,358	General Fee expenses	260,220						260,220
Interests	113,145	322,815	8,132	24,846	18,874	32,636	520,448	Advertisement	29,809	117,906	336,623	328,172	528,944		1,341,454
Misc Receipts	10,420	99,303	22,182	40,100	45,354		217,359	Conveyance expenses						2,870	2,870
Fee refunds	18,218	324,707					342,925	Electricity Charges	316,987	256,663	374,180	248,019	130,103	275,557	1,601,509
GST		258,544					258,544	Examination		1,368	121,332		26,500		149,200
GSU Claims	245,016						245,016	Lab Maintenance	423,386		342,772		39,226		805,384
Court attachments	23,000						23,000	EPF		407,150	175,188				582,338
								ESI			43,539		3,132		46,671
								College Fee transfers	14,629,775						14,629,775
								College Day Celebration	10,395		30,085		10,323		50,803
								Insurance					32,048		32,048
								Telephone Charges	132	69,618	13,432	7,629	36,152	1,717	128,680
								Internet expenses	26,548	26,544			138,853		191,945
								Municipal Taxes	126,175	33,927	347,244				507,346
								Administrative Expenses			273,315	23,369	185,338		482,022
								Commission expenses			25,731				25,731
								Office Maintenance	9,415	14,985	51,102	137,897	38,598	20,898	272,895
								Staff welfare			10,000	15,440			25,440
								Sanitation Material						2,380	2,380
								Transport charges			182,000			1,050	183,050
								Travelling expenses			21,400		113,542		134,942
								Generator maintenance					4,240		4,240
								Hostel expenses at MBA				474,230			474,230
								Aided Salaries (DCB)	882,500						882,500
								<b>By Other Expenditure :</b>							
								Repairs	6,634	2,214,984	811,251	31,743	138,216	116,795	3,319,623
								Misc. Expenditure	500	318,894	8,400	3,940	267,879	9,850	609,463
								Legal expenses		175,000					175,000
								GSU Claims	157,346						157,346
								<b>By Closing Bank Balances</b>	8,452,059	6,647,699	700,841	257,716	318,868	1,045,761	17,422,945
<b>TOTAL</b>	<b>44,713,473</b>	<b>40,835,175</b>	<b>4,247,676</b>	<b>3,740,373</b>	<b>5,091,995</b>	<b>5,450,671</b>	<b>104,079,362</b>	<b>TOTAL</b>	<b>36,789,320</b>	<b>39,759,328</b>	<b>9,045,046</b>	<b>4,924,323</b>	<b>10,560,675</b>	<b>3,000,671</b>	<b>104,079,362</b>

  
**K. SYAM SUNDAR**  
 B.Com.  
 Chartered Accountant  
 D.No: 5-26-167  
 3/1 Brodipet, GUNTUR - 2  
 M.No: 516526

HINDU COLLEGE :: GUNTUR

RECEIPTS & PAYMENTS ACCOUNT FOR THE PERIOD ENDED 31.03.2022

(Amounts rounded off to nearest rupee)

RECEIPTS		Aided	Unaided	PG Courses	M B A	Engg. & Technology	Hostel	Total Amount(Rs.)	PAYMENTS		Aided	Unaided	PG courses	M B A	Engg. & Technology	Hostel	Total Amount(Rs.)
<b>To Opening Bank Balances</b>		8,452,059	6,647,699	700,841	257,716	318,868	1,045,761	17,422,944	<b>By Capital Expenditure:</b>								
<b>To Capital Receipts:</b>									<b>Construction work:</b>								
Receivables			6,560,195	7,288,479	2,471,750	4,668,603		20,989,027	Fixed deposits								
Advances			289,200					283,200	Air Conditioners	310,000	8,768,526	1,500,000	300,000				310,000
FDS Matured				500,000				500,000	Corpus Fund								310,000
Scholarship A/c		1,484						1,484	Computers	1,794,252			500,000				500,000
Account opening		281,695						281,695	Printer								1,794,252
									Furniture & Fixtures								30,800
									Cell Phone								45,000
									Loans & Advances								73,150
									Library								10,500
<b>To Operational Receipts:</b>									Office Equipment								186,500
College Fee	2,640,781		18,127,019	2,980,204	2,388,826		7,717,991	26,136,830	Lab equipment	65,798	194,460	242,986	21,000				194,460
Hostel & Mess Charges			32,390					7,717,991	Television								579,148
Remuneration received			507,000					507,000	Cameras								932,760
Grant in Aid - Salaries (DCB)			9,950					9,950	Salary Advances								4,1000
Stationery Deductions									Projector	41,000	97,279	63,810					97,279
Sale of Application									Electrical equipment								2,411,666
Tuition Fee									H C Technocampus								2,267,965
									H C P G Courses								141,606
									TDS								
<b>To Other Receipts:</b>									<b>By Operational Expenditure:</b>								
Rents			1,566,936				27,633	1,566,936	Salaries								10,093,690
Interests	128,574		137,454	82,751	9,780	7,404		393,596	Inspection Fee								5,214,932
Misc Receipts	420		301,661	35,187	2,500	95,310		435,078	Recognition fee	44,930	87,690	765,875	526,086				40,000
GST			282,048					282,048	Affiliation Fee	35,000	38,981	4,092	1,564				453,625
GSU Claims	176,234		20,250					176,234	Bank Charges	11,483	38,981	16,500					1,667
Donation								20,250	Water Tax								2,283
									Hostel & Mess Charges								3,495,153
									Printing & Stationery	71,000	52,497	11,100	30,104				358,111
									Special Fee expenses	99,016	609,061	118,033	86,068				708,077
									Seminors & Lecturers	594,955	214,966						861,678
									General Fee expenses	8,399	251,160	305,479	140,380				214,966
									Advertisement			1,446	30,000				1,361,654
									TDS								32,843



**K. SYAM SUNDAR**

B.COM,ACA

Chartered Accountant

D.No: F-384/07

3/1 Broadway, Guntur-522 002



RECEIPTS	Aided	Unaided	PG Courses	M B A	Engg. & Technology	Hostel	Total Amount(Rs.)	PAYMENTS							Total Amount(Rs.)
								Aided	Unaided	PG courses	M B A	Engg. & Technology	Hostel		
								Electricity Charges	583,631	159,479	416,713	270,018	117,559	523,497	2,070,897
								Examination Expenses		139,362	370,308		19,000		528,670
								Lab Maintenance	262,539		112,194		22,190		396,923
								EPF		619,458	202,634	5,360	10,100.		837,552
								ESI			33,925		17,232		51,157
								Fee refunds	785,584	133,500					919,084
								Function Expenses				195,672		29,750	225,422
								College Day Celebration	500,000		9,810		8,350		518,160
								Insurance				34,852			34,852
								Telephone Charges		29,141	11,597	2,376	11,567	2,588	57,269
								Internet expenses	14,549	8,849			163,854		187,252
								Municipal Taxes	116,375	40,953	422,556			56,514	636,398
								Administrative Expenses	2,400		236,658	59,000	71,916		369,974
								Commission expenses					312,412		312,412
								Office Maintenance	2,952	507	46,466	135,740	11,390	59,300	256,355
								Staff welfare						47,200	47,200
								Transport charges			74,258		268,568		342,826
								Travelling expenses			97,120		60,057		157,177
								Aided Salaries (DCB)	507,000						507,000
								Audit Fee		30,000					30,000
								<b>By Other Expenditure :</b>							
								Repairs	12,554	2,137,496	151,239	229,105	11,760	455,131	2,997,285
								Misc. Expenditure	4,296	121,495				50,000	175,791
								Municipal mutation		300,000					300,000
								GST		94,016					94,016
								GSI premium	25,000						25,000
								GSI Claims	352,802						352,802
								<b>By Closing Bank Balances</b>	<b>5,452,682</b>	<b>2,390,848</b>	<b>1,039,900</b>	<b>199,058</b>	<b>976,280</b>	<b>987,369</b>	<b>11,046,137</b>
<b>TOTAL</b>	<b>12,198,197</b>	<b>33,958,852</b>	<b>11,587,462</b>	<b>5,130,572</b>	<b>7,555,346</b>	<b>8,791,385</b>	<b>79,221,814</b>	<b>TOTAL</b>	<b>11,698,197</b>	<b>34,084,852</b>	<b>11,997,462</b>	<b>5,520,572</b>	<b>9,329,346</b>	<b>6,591,385</b>	<b>79,221,814</b>



*[Handwritten Signature]*

**K. SYAM SUNDAR**  
 B.Com., ACA  
 Chartered Accountant  
 D No: 5-25-407,  
 1st Block, GUNTUR - 2  
 M.No: 511525





**GOVERNMENT OF ANDHRA PRADESH**  
**Office of State Project Directorate**  
**Rashtriya Uchchatar Shiksha Abhiyan**



Dt:24.07.2018

From

Kunapareddi Hariprasad, IIS  
State Project Director,  
RUSA, Go AP,  
Vijayawada.

To

The Managing Director,  
APEWIDC,  
Vijayawada.

Sir,

**Sub: Civil works of RUSA2.0 colleges (41 Nos) of APEWIDC – Request to take up the works with immediate effect – Reg.**

- Ref: 1) Guidelines of RUSA2.0 Dt.19.04.2018  
2) SHEC Meeting dt. 03.07.2018  
3) Resolution No.4 of SHEC Meeting Dt.03.07.2018

\*\*\*

In pursuance of the above and action taken on the resolutions of SHEC meeting, the following items of work in various institutions of RUSA2.0 are herewith communicated to APEWIDC, the executing agency and the institutions concerned so as to take up the civil works immediately.


- 1) As per the resolution No. 4 of SHEC meeting on 03.07.2018 all the civil works (New Construction and Renovation) are allotted to the executing agency APEWIDC as per G.O. MS No.198 and 107 of GoAP.
- 2) As per guidelines the civil works of various categories of institutions are different as per the ratio fixed for civil works, and the sanctioned amount under each component, the following details are worked out to carry out the works immediately.

S.N o.	Component & Category	Name of Institution	Total Sanctioned for infrastructure	Amount for New Construction	Amount for Renovation	Total
1.	Component 5 (NMDCs)	1. GDC Araku	12	11.5 (50L for Eq)		12
		2. GDC Pendilimari	12	11.5 (50L for Eq)		12
2.	Component 6 (UMDCs)	1. GDC Saluru	2.8	1.6	1.2	2.8
		2. GDC Paderu	2.8	1.6	1.2	2.8
3.	Component 8 (COEs)	1. St. Theresa's	1.5	1.0	0.5	1.5
		2. Andhra Loyola College	1.5	1.0	0.5	1.5
4.	Component 9 (IGC)	35 Colleges	1.4	1	0.4	1.4



- 3) In case of S. No. 3, Rs. 1.5 Cr is allotted to total Civil Works. Hence New Construction and Renovation may be adjusted accordingly as per the necessity of the institution.
- 4) APEWIDC is requested to follow the above sanctioned amount scrupulously. No extra amount is sanctioned over and above the grant approved. All the items of work and GST etc have to be made expenditure within the grant now allocated against each institution.
- 5) All the institutions are directed to follow the instructions and the works have to be monitored by PMU & BOG as directed in the guidelines of RUSA2.0
- 6) An agreement with APEWIDC and other procedures have to be followed by the institutions duly commencing the O/o SPD from time to time.
- 7) Institutions have to incorporate the detailed working plan/map and detailed technical estimates etc in the physical copy of DPR. Hence necessary estimates for each item of civil works have to be obtained from APEWIDC.
- 8) Separate training will be imparted to Heads of Institutions and RUSA coordinators on 'Geotagging' & 'Fund Tracker' etc while the work is in progress.
- 9) The institutions are directed to deposit 50% of the value of the work, as soon as the 1<sup>st</sup> instalment of Grant is received by the institutions. Such advance is called 'Mobilization Advance' to be given to executing agency once the work is grounded in the institution.

With regards

  
State Project Director, RUSA. 24/07/18

- Copy to Secretary, APSCH for information
- Copy to Spl. CCE for information.
- Copy to all colleges (41)

State Project Director  
Rashtriya Uchchatar Shiksha Abhiyan (RUSA)  
Higher Education Department  
Government of Andhra Pradesh

Encl: List of beneficiary institutions with detail



## **List of Institutions of RUSA 2.0**

### **Component - 9: Infrastructure grants to Degree Colleges (2 Crores)**

<b>S.No.</b>	<b>District</b>	<b>Place</b>	<b>Institute Name</b>
1	Anantapur	Anantapur	Sri Sai Baba National College
2	Chittoor	Madanapally	Govt. Degree College
3	East Godavari	Malkipuram	MVNJS & RVR Degree College
4	East Godavari	Amalapuram	SKBR Degree College
5	East Godavari	Ramachandrapuram	VSM Degree College
6	East Godavari	Rajahmundry	Smt.KR Degree College(W)
7	Guntur	Macherla	SKBR GDC
8	Guntur	Guntur	J.K.C College
<b>9</b>	<b>Guntur</b>	<b>Guntur</b>	<b>Hindu College</b>
10	Guntur	Baptla	The Bapatla Degree College
11	Guntur	Guntur	A.C College, (Day)
12	Guntur	Nagaram	SVRM College
13	Guntur	Khajipalem	KVR Degree College
14	Guntur	Tenali	JMJ College for (W)
15	Guntur	Ponnur	PBN College
16	Guntur	Tadikonda	BSSB Degree College
17	Kadapa	Badvel	Sri B. Veera Reddy College
18	Krishna	Kaikaluru	Y.V.N.R GDC
19	Krishna	Vijayawada	Maris Stella(W) Collge
20	Krishna	Vuyyurru	AG&SG College
21	Krishna	Gudiwada	ANR Degree College
22	Krishna	Jaggayapeta	SGS College
23	Krishna	Machilipatnam	Noble College
24	Kurnool	Koikuntla	SVB GDC
25	Kurnool	Kurnool	Osmania Degree College Kurnool
26	Kurnool	Nandyal	Sri RamaKrishna Degree College



27	Nellore	Gudur	Duvvrur Ramanamma(W) College
28	Nellore	Nellore	NBKR College
29	Prakasam	Chirala	VRS & YRN College
30	Visakhapatnam	Visakhapatnam	Mrs.AVN Degree College (Day)
31	Visakhapatnam	Waltair	St.Joseph Degree College(W)
32	Vizianagaram	Vizianagaram	MR(A) College(M)
33	West Godawari	Narsapur	Sri YN Degree College
34	West Godawari	Eluru	SIR CR Reddy College
35	West Godawari	Penugonda	S.V.K.P & Dr.K.S. Raju Arts & Science College

**Component - 8: Enhancing quality and excellence in select autonomous institutions (5 Crores)**

1	Krishna	Vijayawada	Andhra Loyola College
2	West Godawari	Eluru	Chintlapati Satyavathi Devi St. Theresa's College (W)(A)

**Component - 6: Upgradation to Model Degree Colleges (4 Crores)**

1	Vizianagaram	Salur	GDC, Salur
2	Visakhapatnam	Paderu	GDC, Paderu

**Component - 5: New Model Degree Colleges (12 Crores)**

1	Visakhapatnam	Araku	GDC, Araku
2	Kadapa	Pendlimari	GDC, Pendlimari